

## EJ 4H TF



## AU 4H TF




Trading forex we need patience and discipline.

Timing is very very important.

we must become a sniper rather than a crazy gunman.

The sniper waits and waits and waits for the perfect opportunity always calm and in the right frame of mind. He will only pull the trigger at the right moment. not too early and not too late

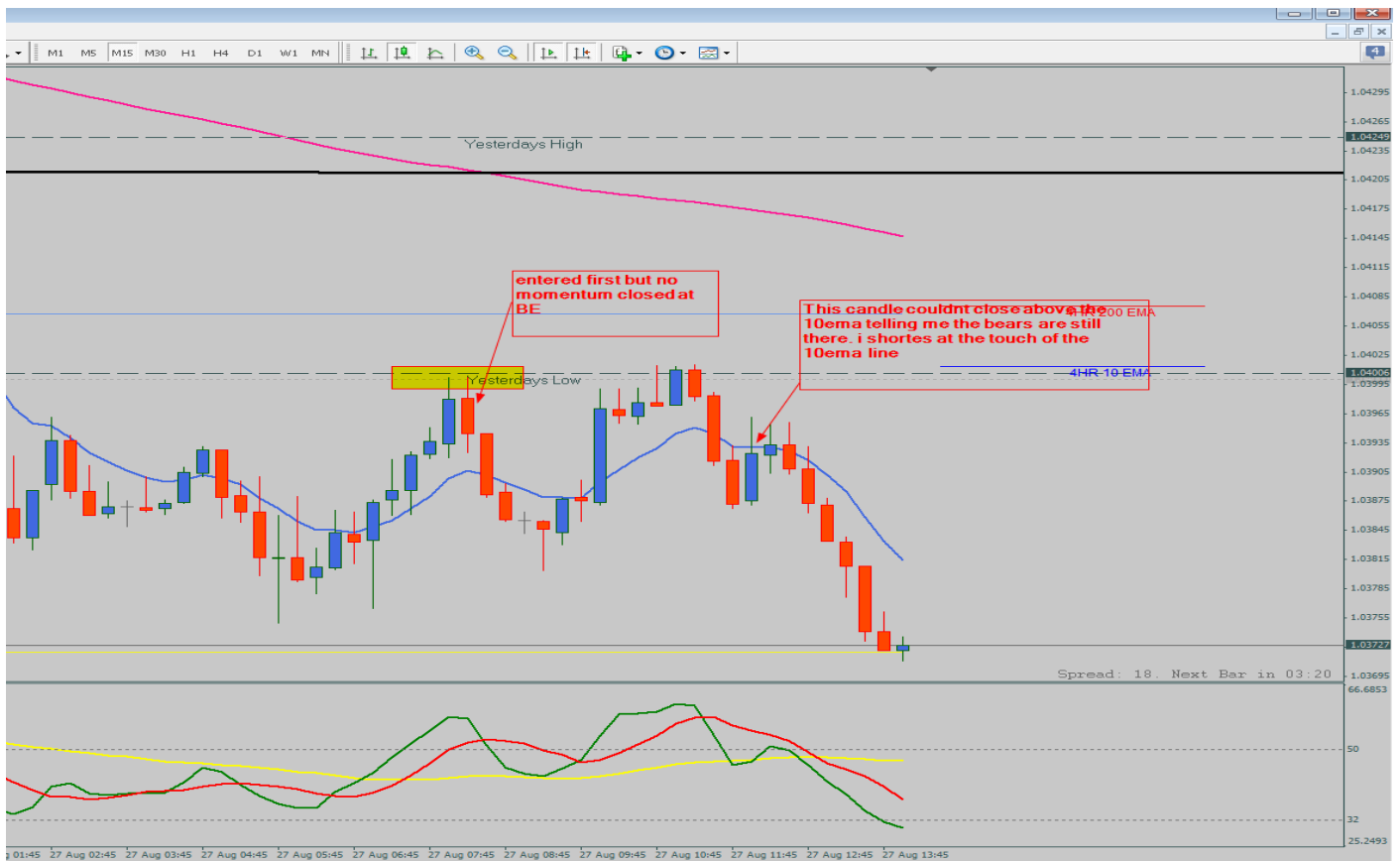


Guys always monitor the HTF it will give you clues to know the market bias for the day. I stayed away from EU and Ej coz the 10ema slope was flat there.



i took 3 trades today all with the trend. All the pro traders of this system please correct me if you see any mistakes of mine. I am here to learn. 🤔 First chart is GU 15m tf , second is AU 15min TF





Look at AU 15 min TF again. There was a nice CT trade here. It bounced off strong support. If you look at the chart price when to the 200% extension + the pivot S1. TDI is OS area. Couldve made a nice 10 to 15 pips. I still dont take these types of trades yet.



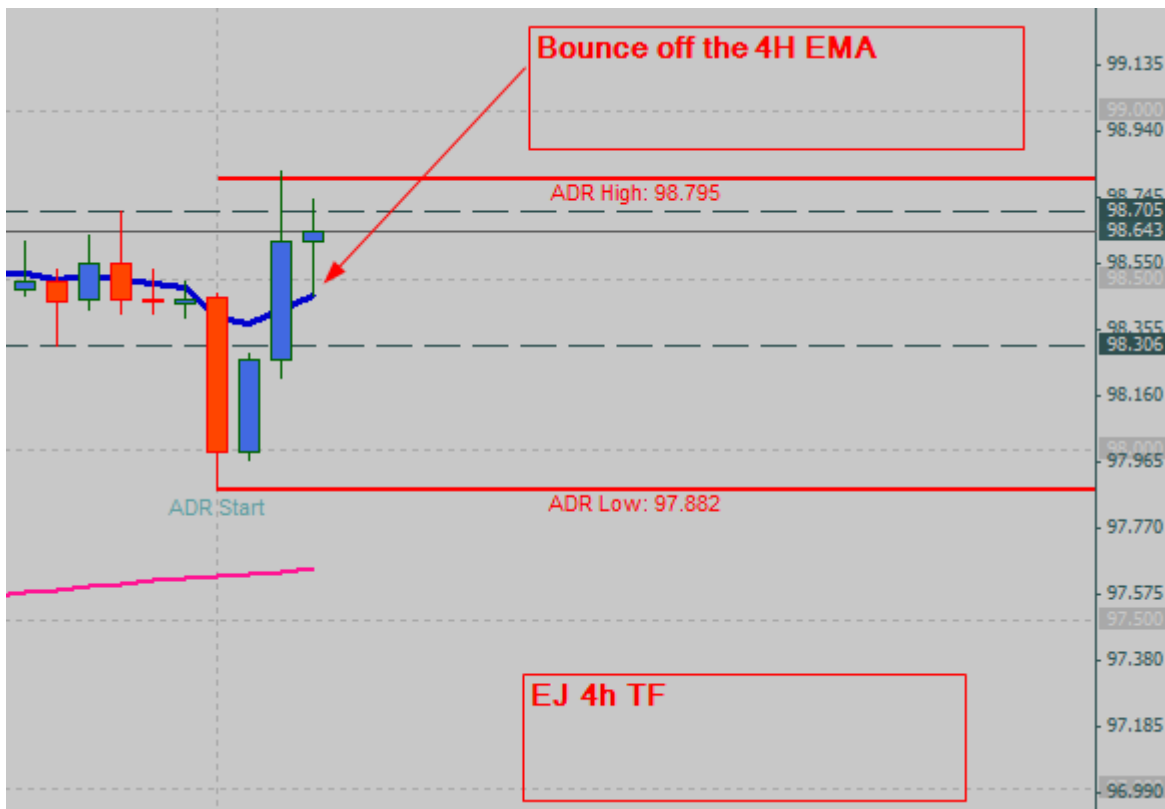
Im waiting for that daily bounce to push price higher so i can start looking for shorts at the 4H 10ema bounce. The 1.25000 will be perfect to short for some nice pips.



AU setups. Waiting for a 4H bounce.



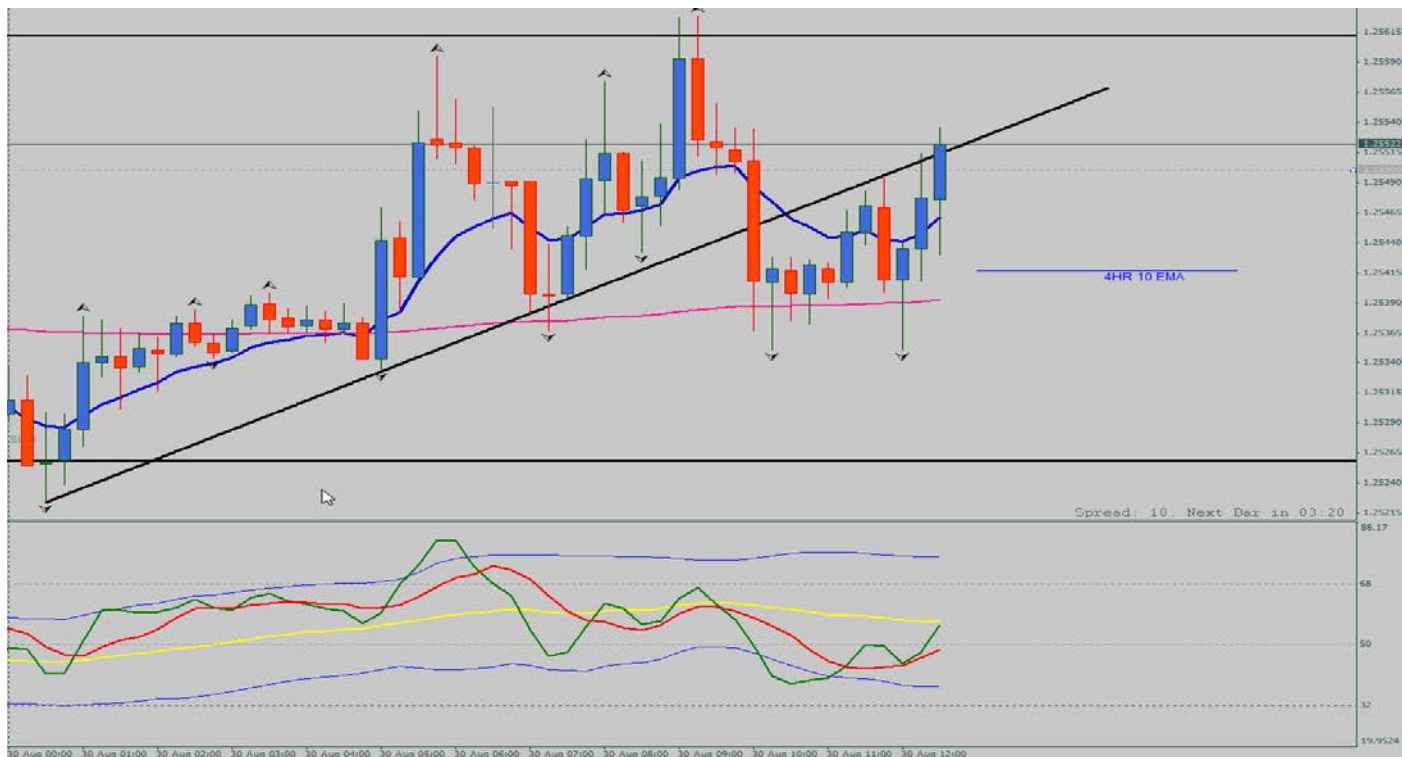
did any 1 trade the touch of the 4H ema on EJ that happened now? I missed that. I feel asleep with this slow market.



I seen a bounce when EJ touched the ADR



EU still dont have a clear direction yet



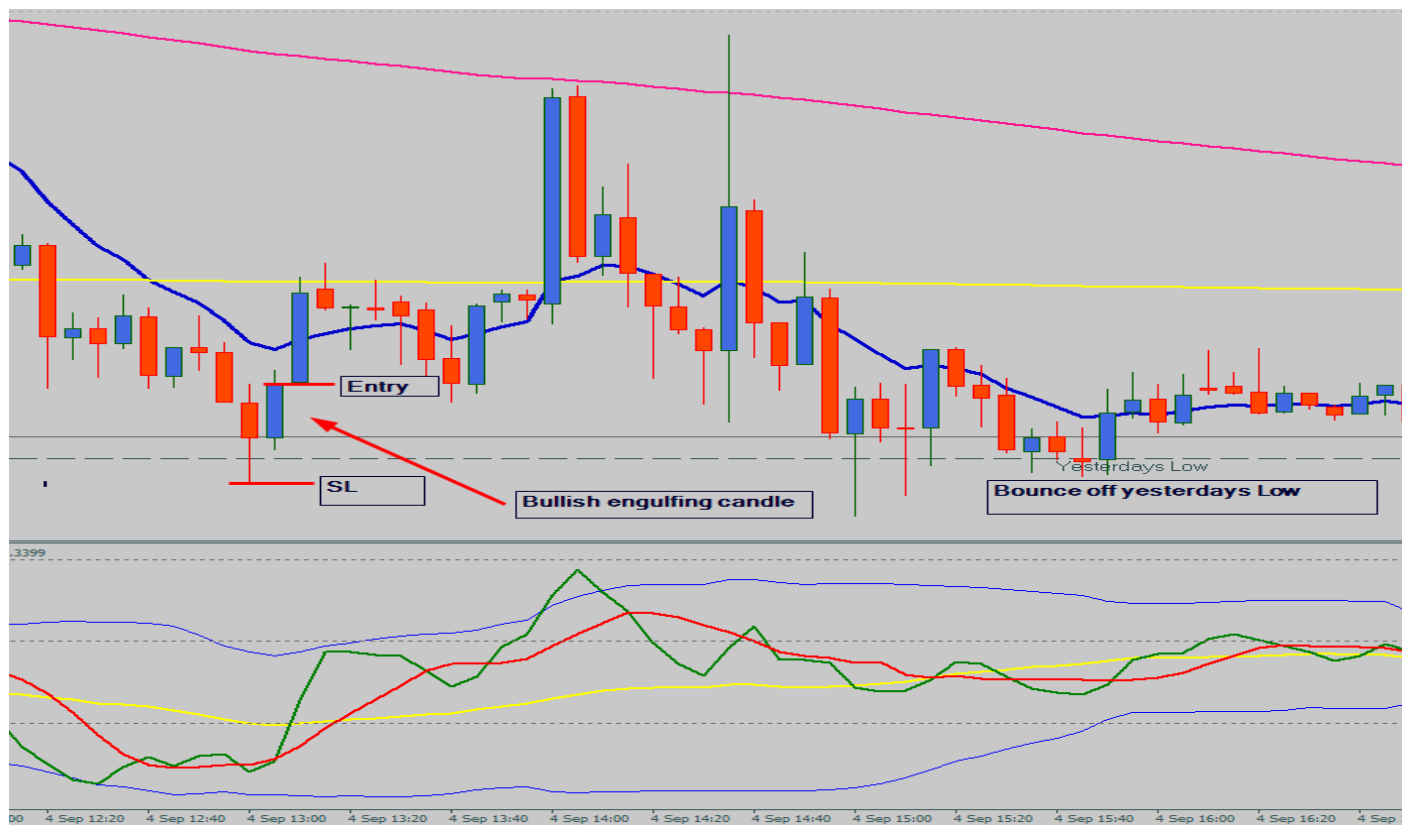
AU 4H TF 10ema bounce



Who took this lovely AU bounce? I know i did. I had a 4pip SL . i posted the 4H TF and the 5min TF.  
lovely entry on the 5min TF.



entry on eu 5min TF. bounce off yesterdays low



EU short. Touch of the 800ema and bounce down. Entry at the cross of the 15min 10ema

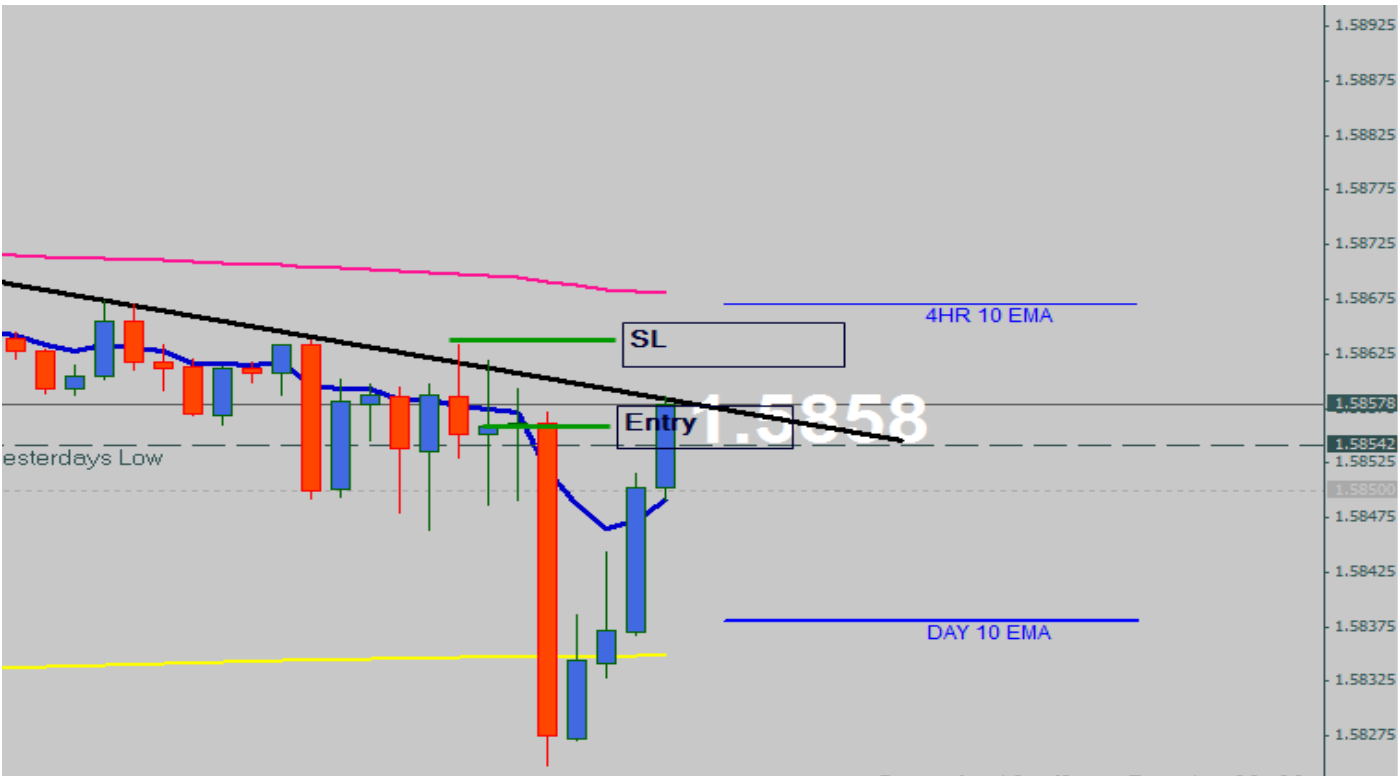




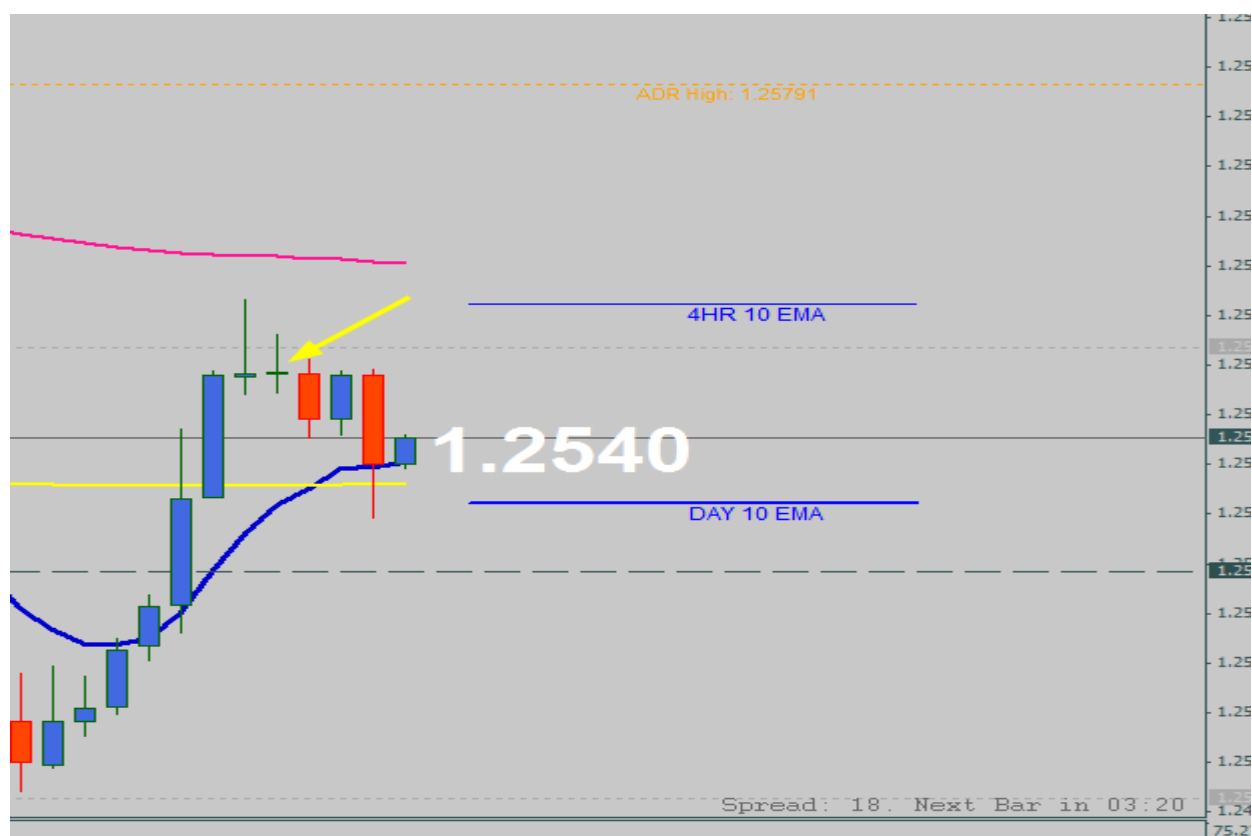
EJ. daily 10ema bounce. Entry at the cross of the 15min 10ema. Target at the RN



GU 15min TF



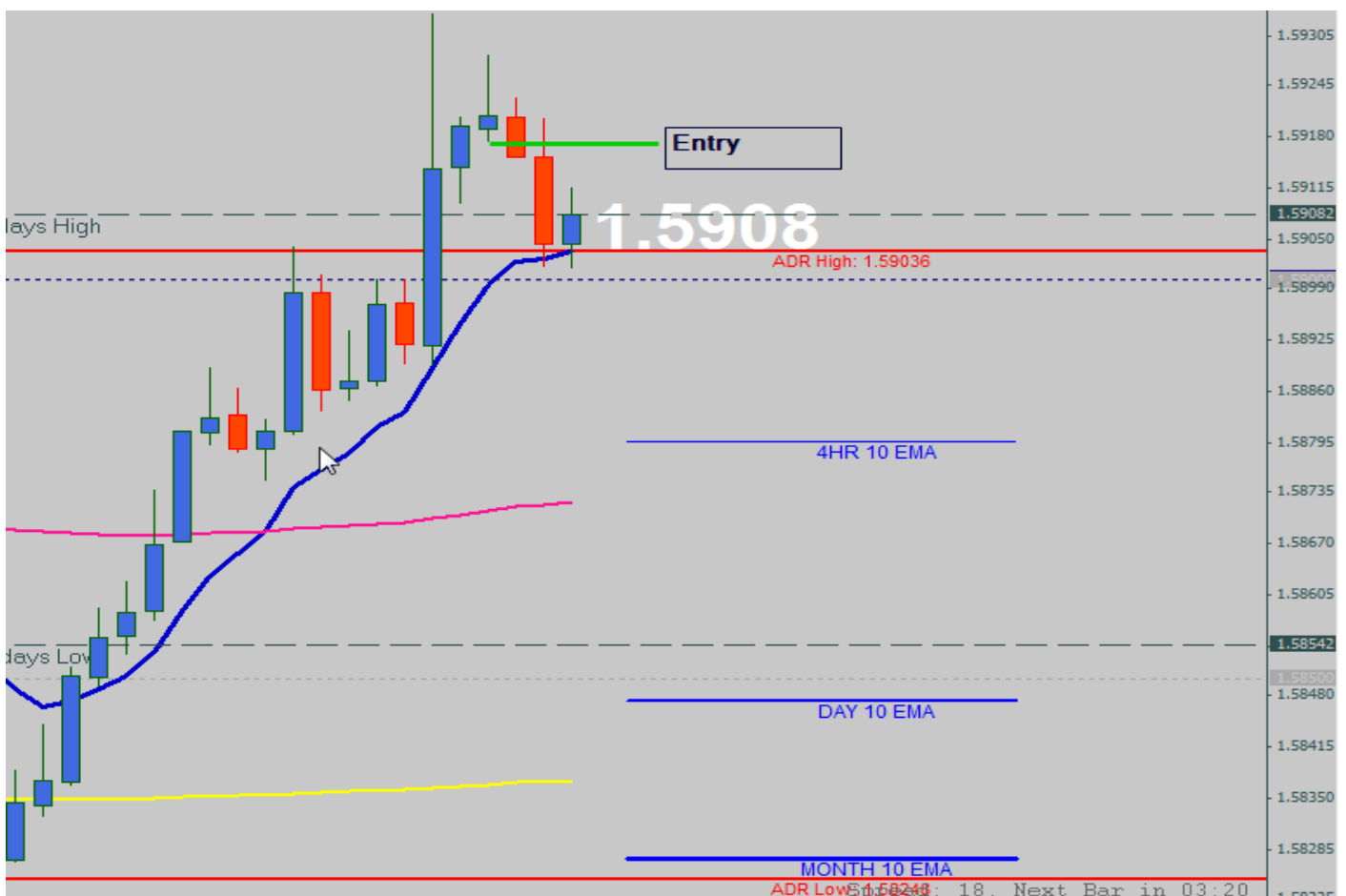
lovely pin bars at RN for a nice 10 pips on EU and 10 pips on EJ.



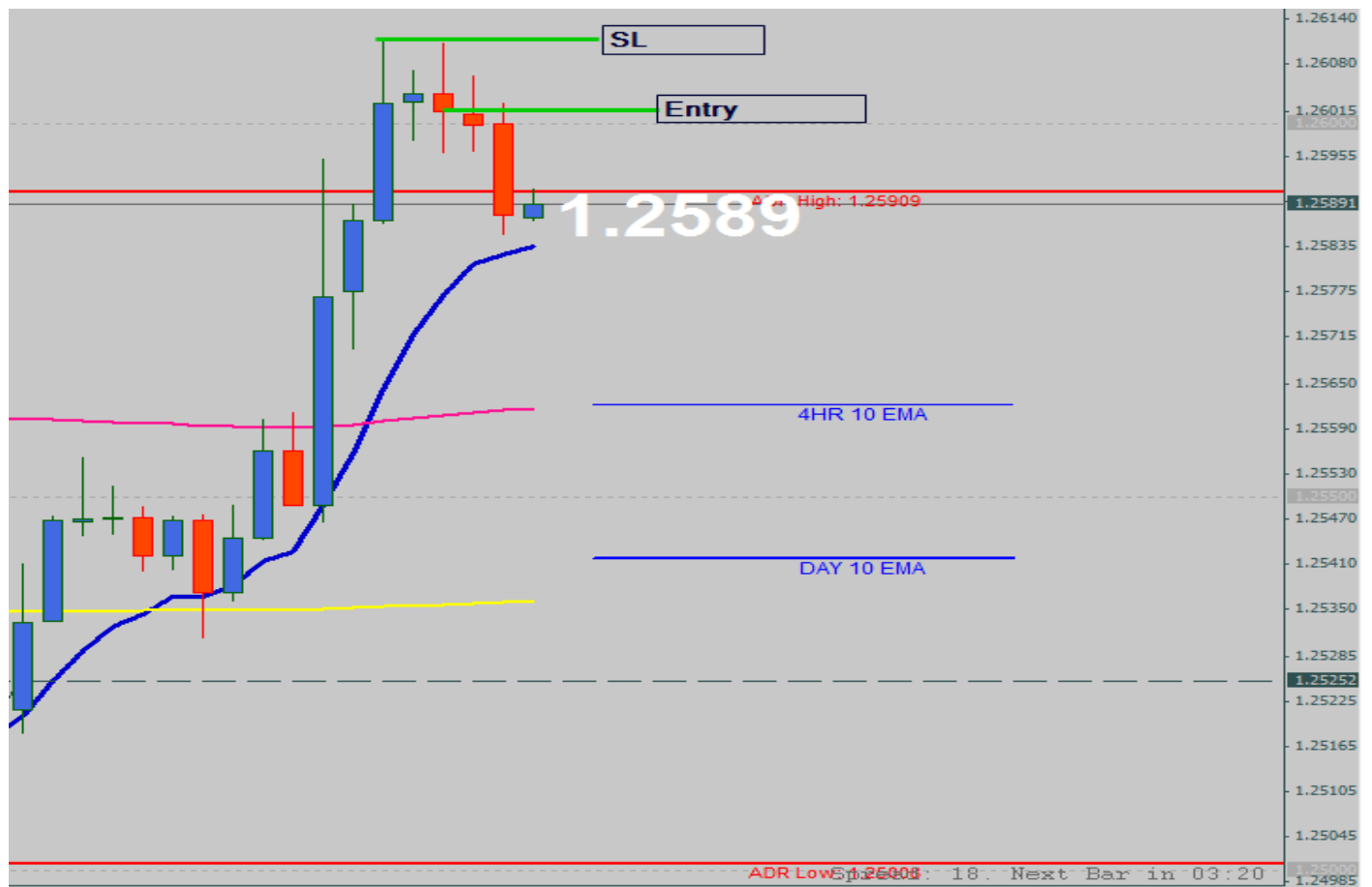
closed AU short for a 10 pip loss 🤔 reason for the trade was a 10ema touch on the 4H tf. and a nice pin bar.



10 pips on GU short.

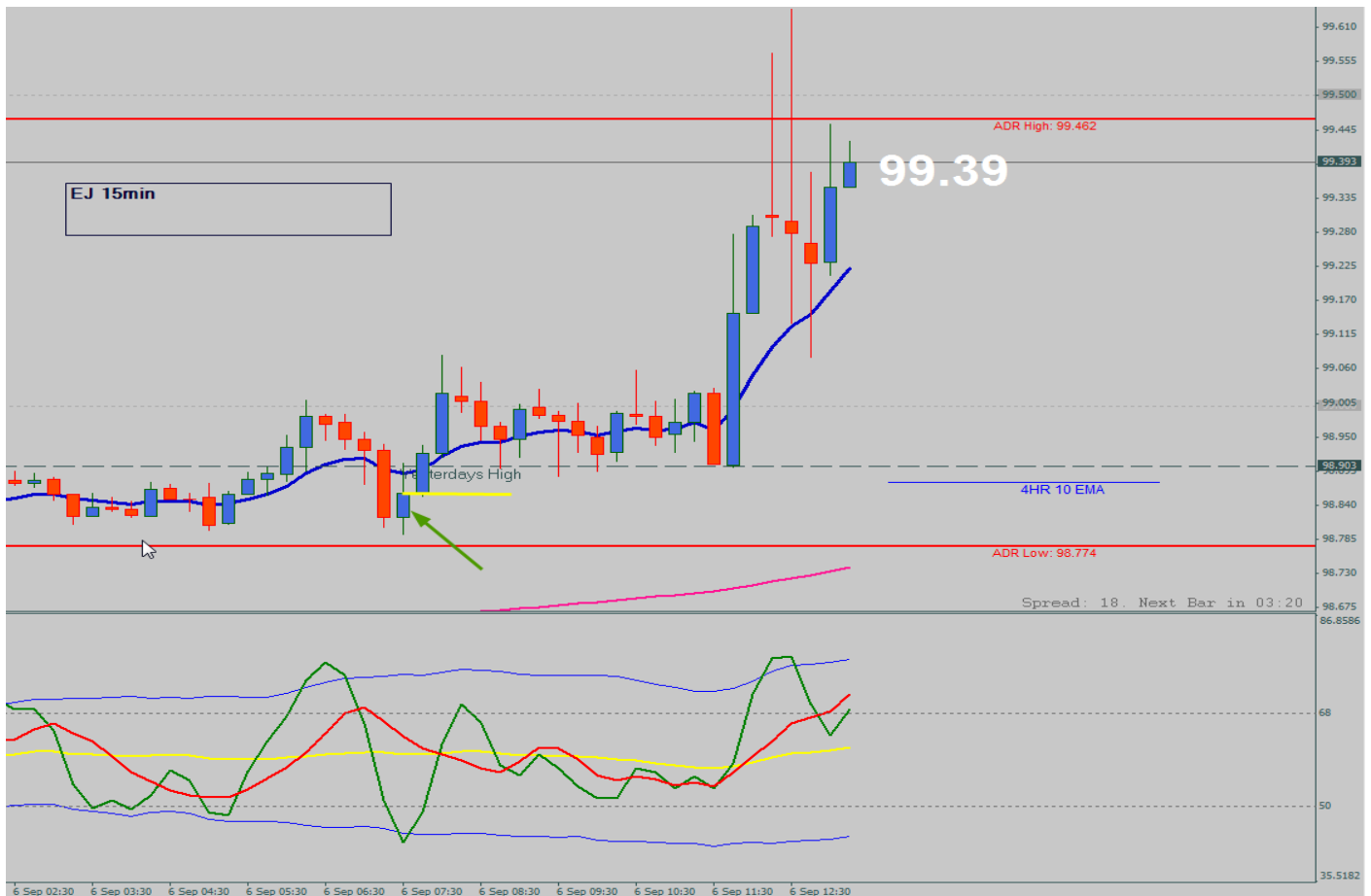


EU 10 pips short and EJ 10 pips short.



(Careful – CT trade – very close to 200 and 800 EMA.)

Arjun have a look at this chart. Its the EJ 15min TF. I went short at the close of the candle with the green arrow. The candle closed below the yesterdays high, it tested the 10ema. Bouncing away from the RN. My entry short was at the yellow line

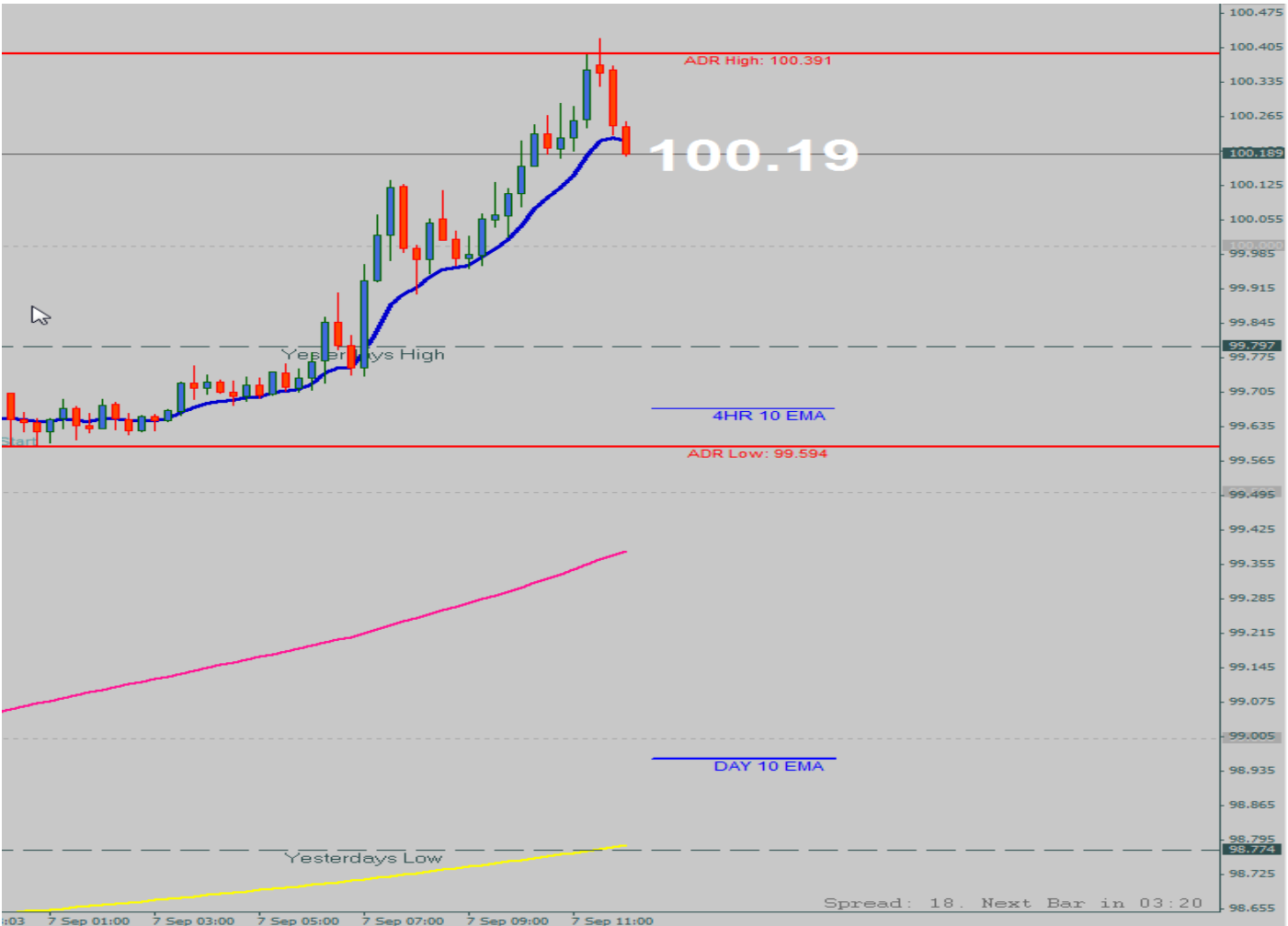
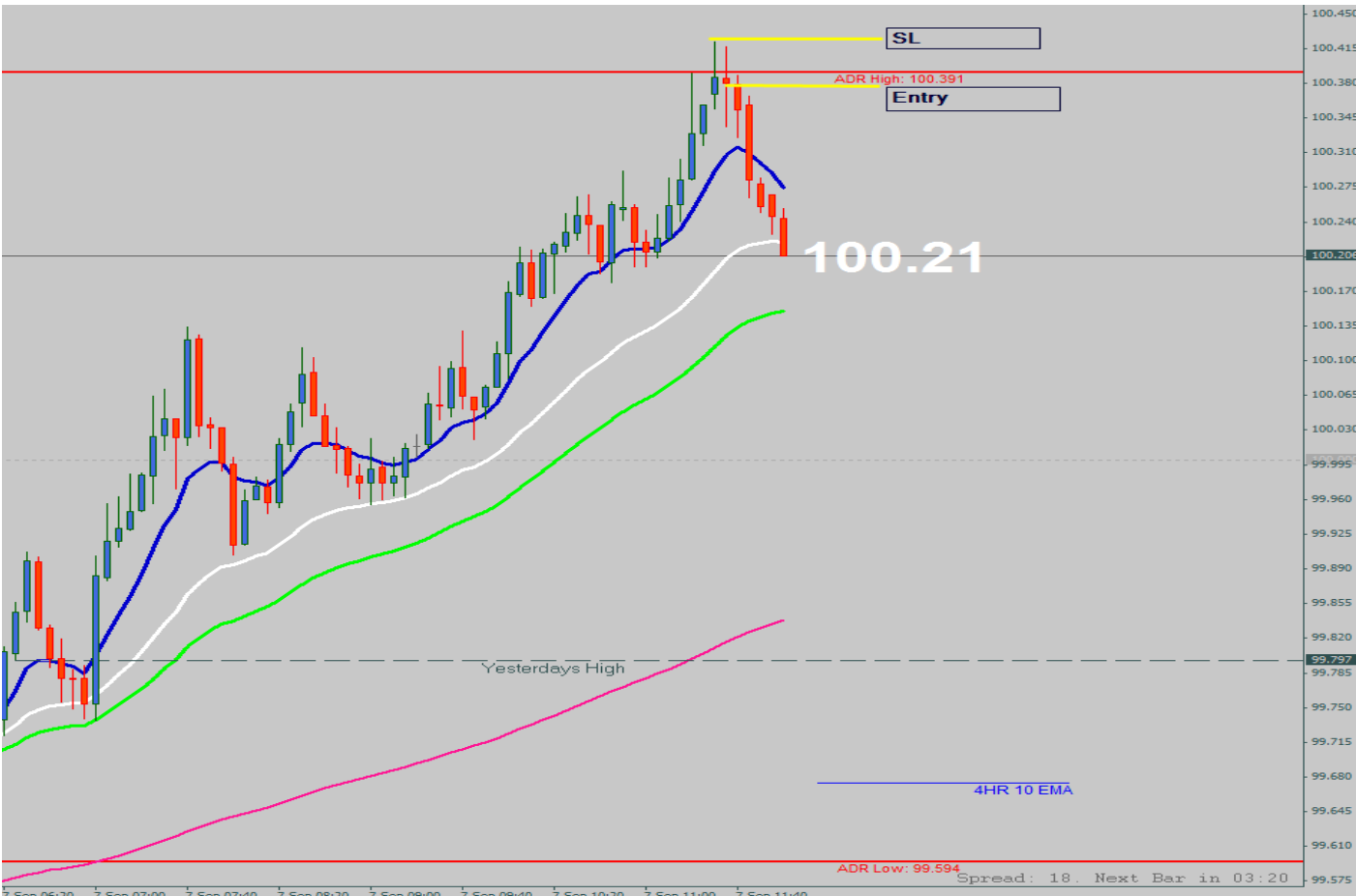


Imi: «it was too close to 200ema, only 16 pips, don't go short when it's that close to it. and the candle you're showing is not a pin bar, it almost looks like my favorite reverse candle. Almost.»

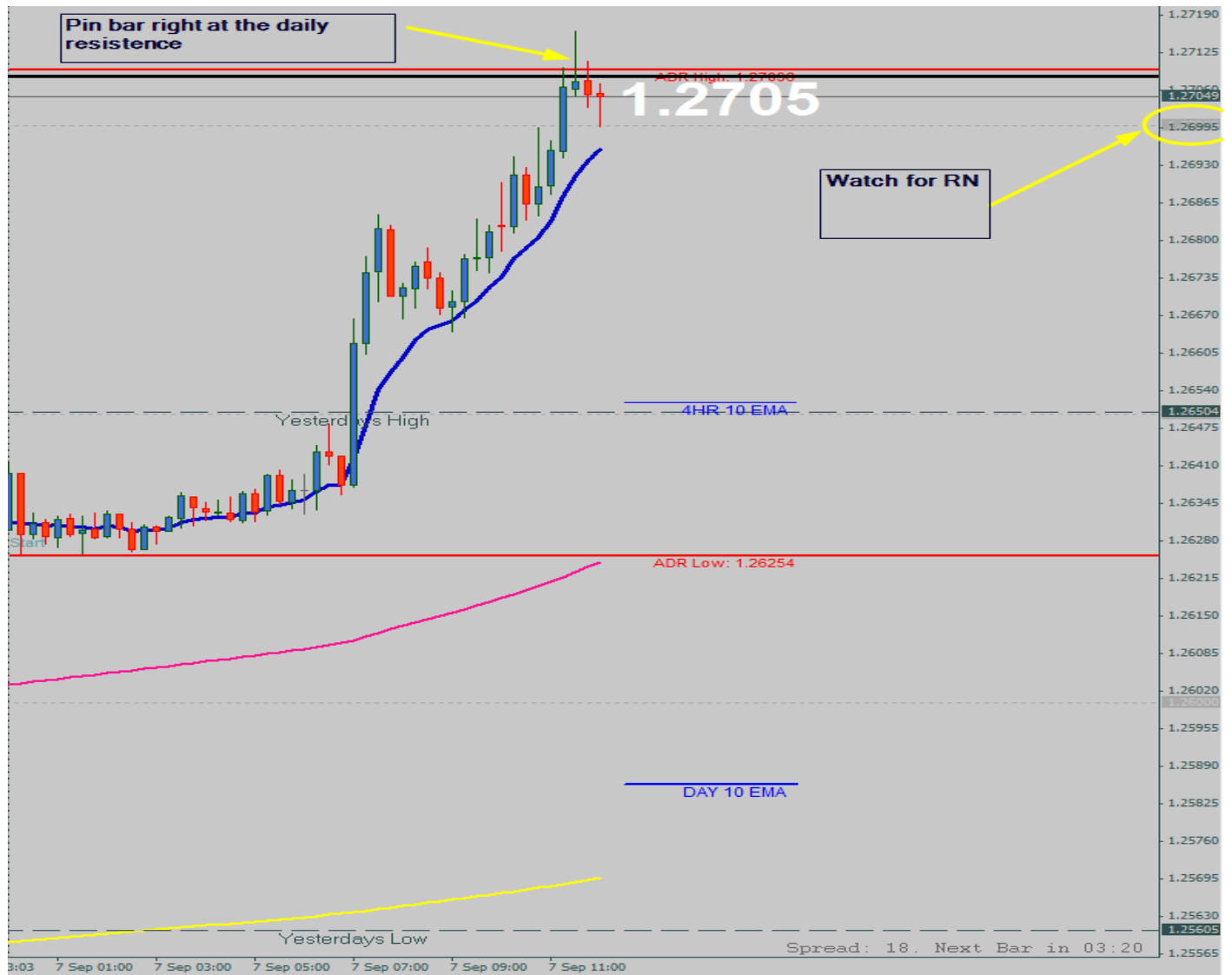
Arjun: »Feel the market my friend..thats the trick...i saw you batting over 100 pips yesterday....this is the trade that dint work out...but feel the chart....feel the mind of the traders.....consider this as a fail trade....bouncing off yesterdays low...touch of 10ema,nice bearish engulfing candle....but one more thing....just see where the 50ema is....this is the 3rd time im mentioning this...and its no harm adding that to the chart....i have another template..with 50ema on it...it helps...«



EJ short trade



# EU 15min tf and daily TF



eu 15MIN. This is the same candle IMI showed me yesterday. Guess what its happening today again. These things happen over and over. If its not a hangman its going to be a pin bar. if its not a pin bar its going to be engulfing candle.



AU 15 min TF





Price is far from the 15min TF 200ema. EU 15min TF.



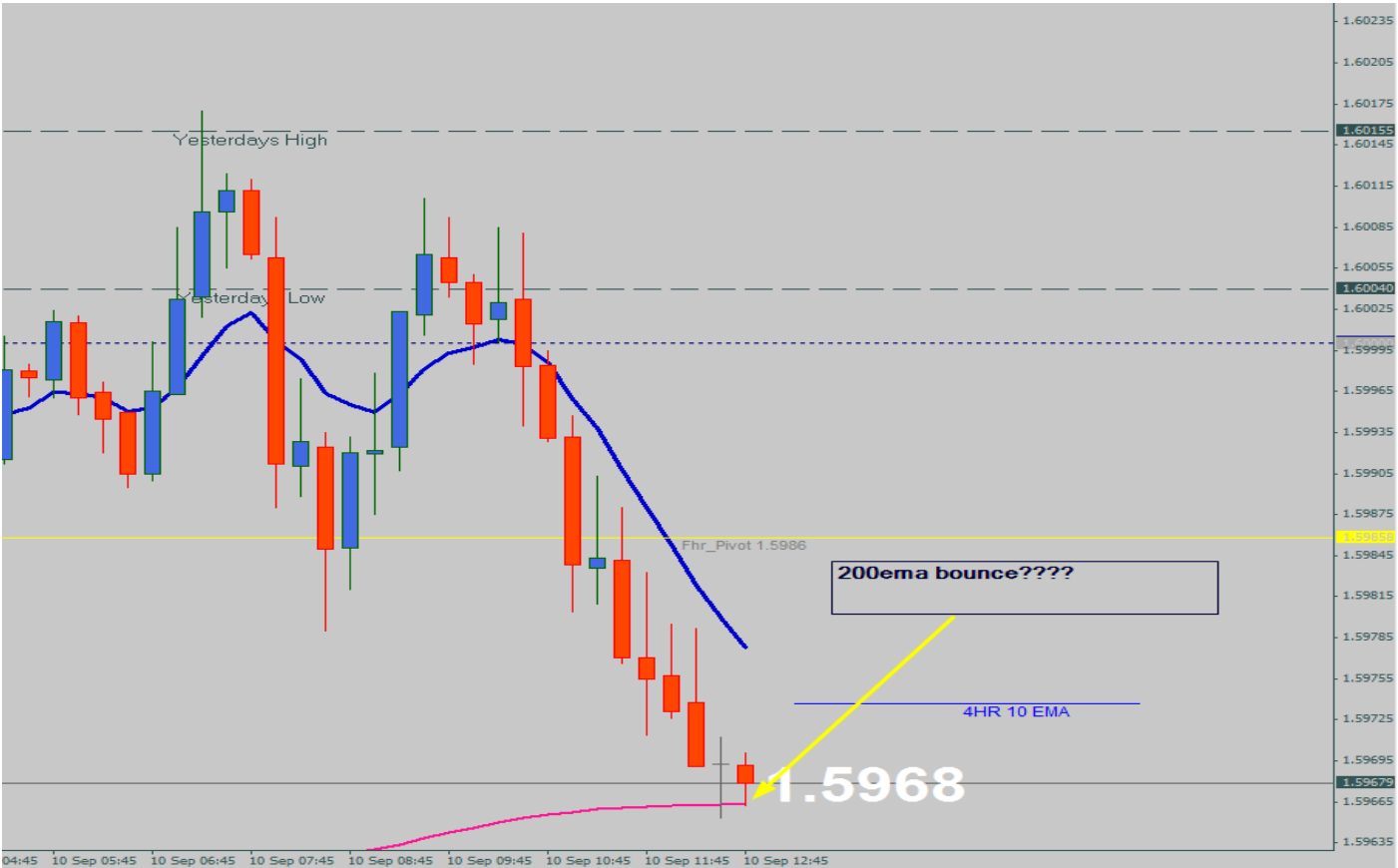
Pin bar at the 10ema 15min EU.



EU 15min. There she goes



GU 15min TF



Arjun: « I feel its only goign to FALL the whole day...lets see»

Im thinking the same . i can see it already happening. Locked in 15 pips on AU



If you notice the change from the start until now you will realise that Arjun is making people real traders. He is making them free from indicators. He gave us indicators at the start as training wheels. Now as we become better he slowly took away the training wheels. Now we dont need the training wheels. The strategy is still the same. the key is the 10ema .

If you now how the 10ema works everyday you will get it. When price is near the 10ema what does price do? When price far away from the 10ema what does price do? From there we look at candle patterns, RNs to get entries

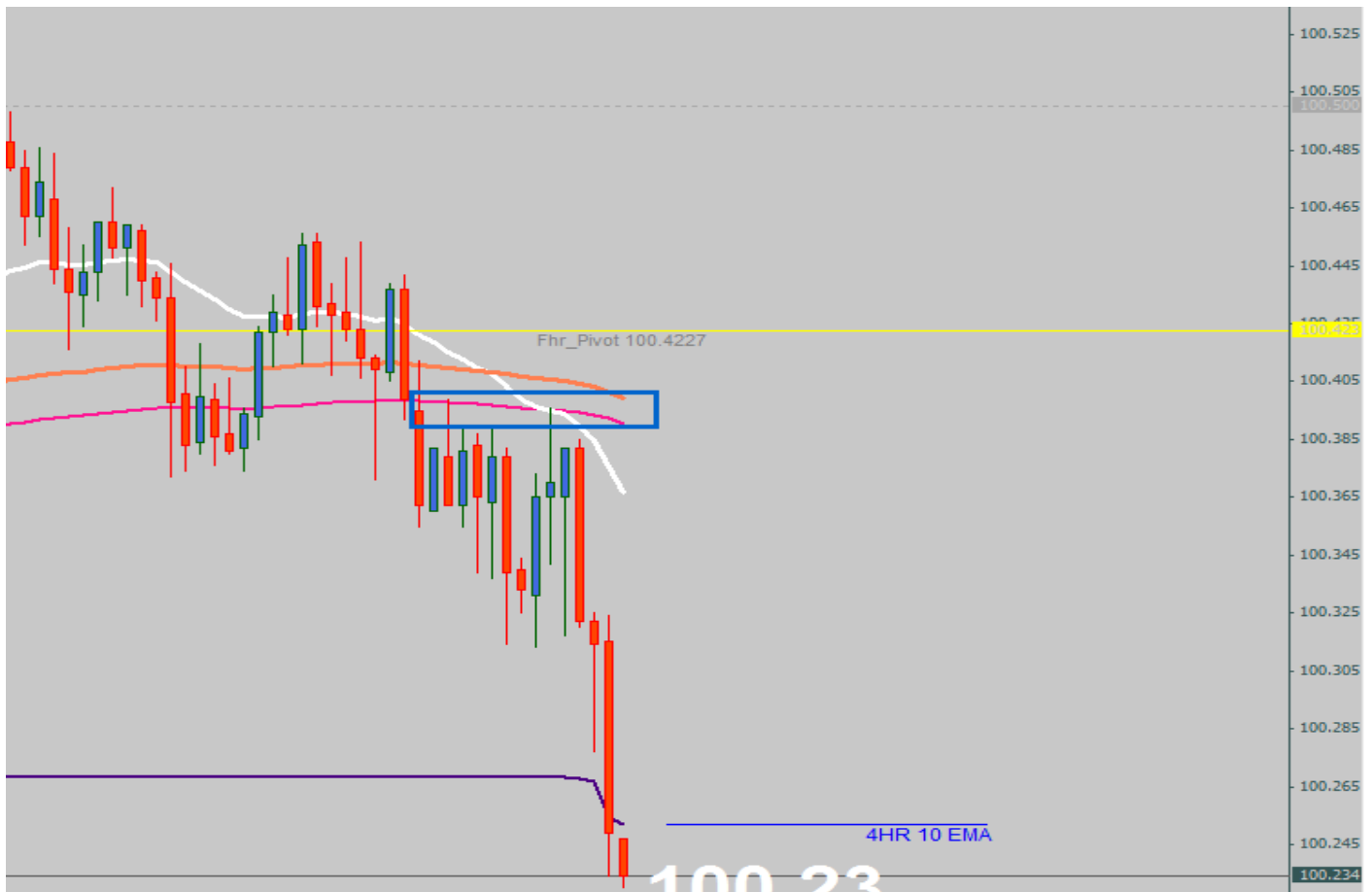
/Just pay attention to price when it comes close to the 10ema on any TF.  
Look at what price does there.

If we looking for longs we wait for price to cross above the 10ema.  
then price retraces abit back down to the 10ema retests the 10ema and shoots back up.

If we looking for shorts price will cross below the 10ema then retraces back up to the 10ema retests the 10ema and shoots back down.

If you look at the 10ema on all Tfs you will see that this always happens everyday.

/Guys look at this. Compare this EJ chart to the AU chart i posted few posts away.  
 The exact same thing happened. only that EJ took a little longer while AU was clean but theres no difference at all. If i see this happening everyday will i take it? YES DEFINITELY!!!! The only thing that stops us from pulling that trigger is the fear we have of losing



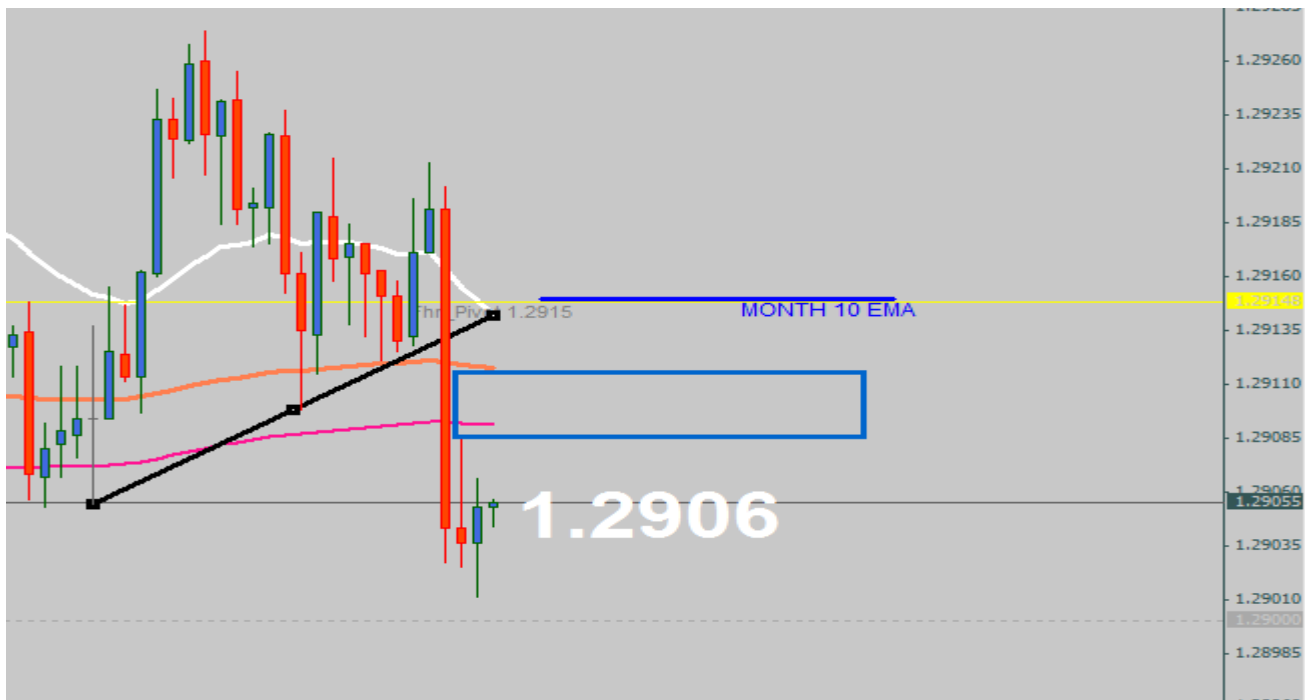
be safe and wait for the candle to close. when you get much more experience and confidence you will be entering before the candle closes. The clue is pin bars at the 10ema on the 15min chart. Look at Arjuns posts he points at the pin bar at the 10ema ALL the time. If we master just this 1 technique will we make money ? definitely.

/I have EU , EJ , GU , AU open. thats all i need.

when i open my platform i look at the 4H and daily TF to get an idea of where what the overall market will be doing. We use the 10ema to determine this and S&R areas. Then we go to the 15min TF or 5min and look for entries. Thats all i do everyday. Thats all you need to do. simple as that

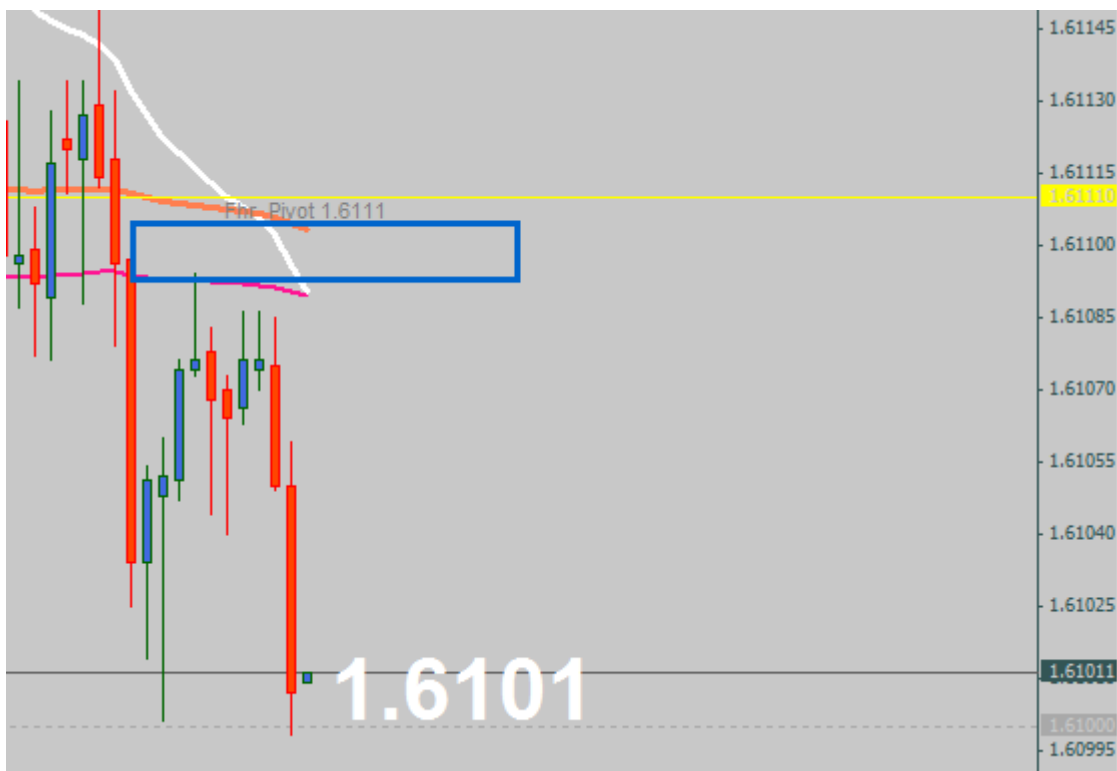
/EU

Guys did you remember AU and EJ this morning? Now EU is doing the same. Lets wait and see.



GU

DO i even need to say more? EU still not agreeing but GU did. Just those trades today would make your account smile...



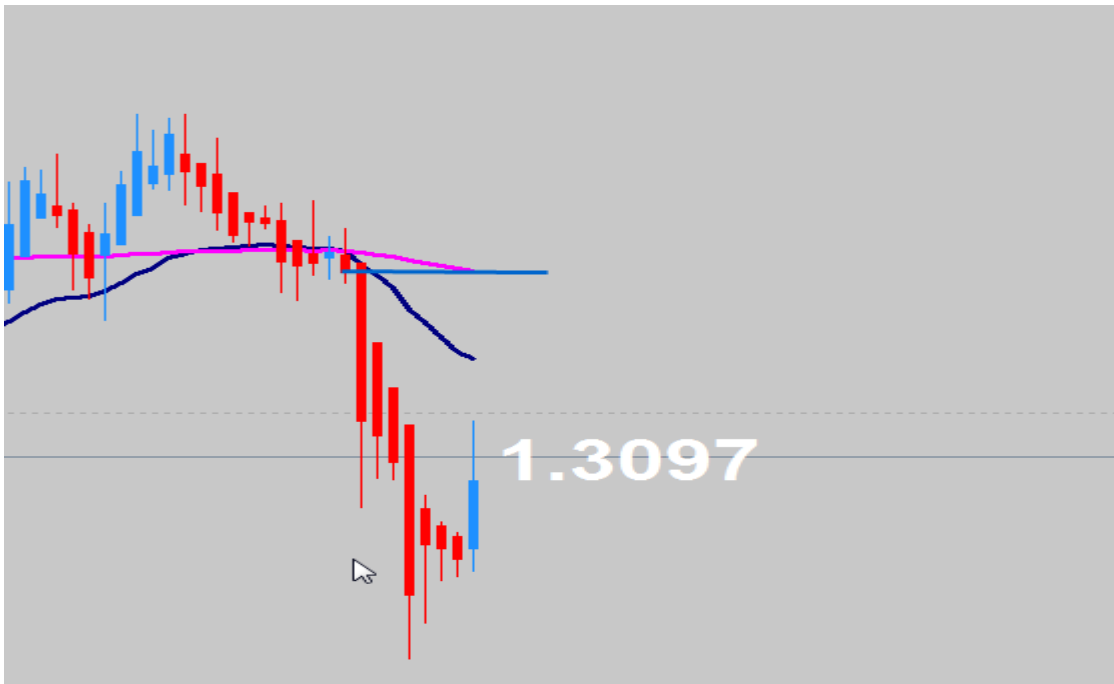
I saw this beauty on EJ 5min. Check the 15min . lovely pins at the 10ema . Its raining pips. 🤖  
My EU trade i got stopped out but i entered short again



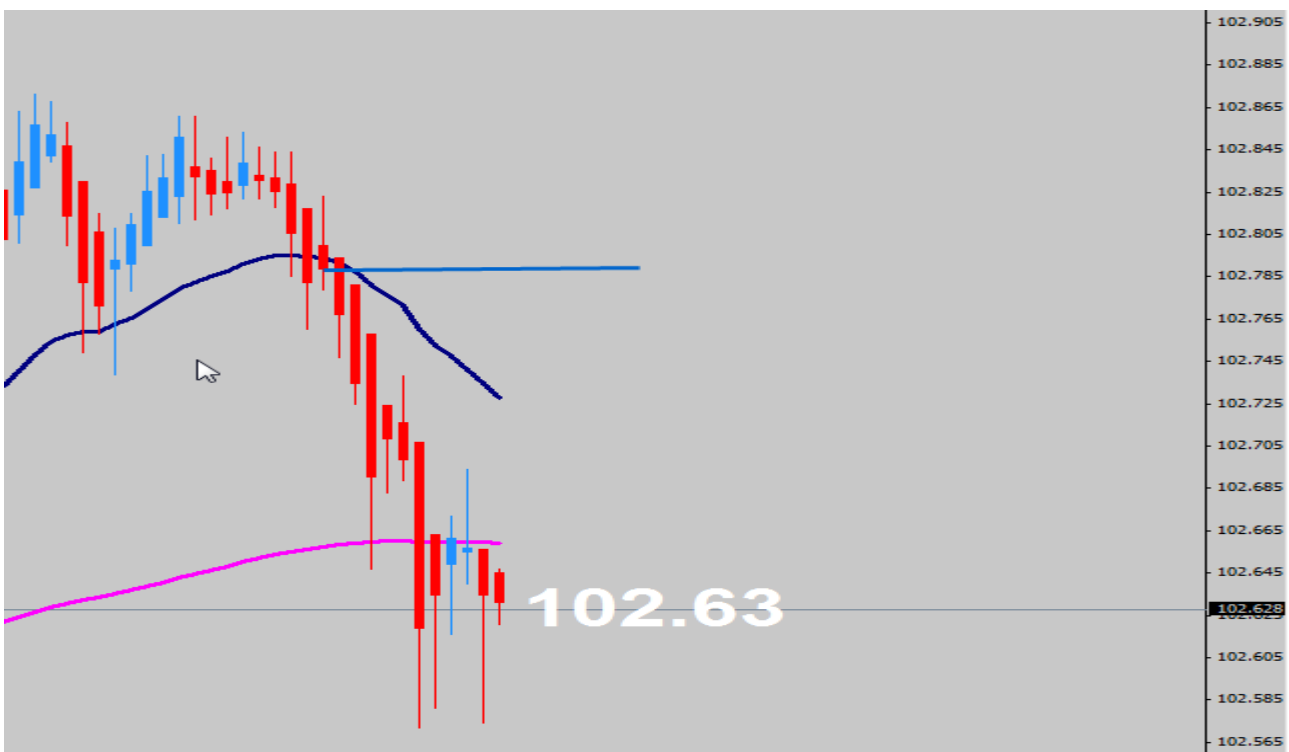
EU daily TF. hehe i see arjun beat me to posting this daily chart



Nice 20 pips on eu 5min. Bounce off the 200ema



Ej. 15 pips



(towards 200 EMA, careful!)

**CT on EU**

+72 pips. im done for the day. Practice your eyes guys. it becomes easier and easier. At first when i started with this 10ema i had to think what was happening. now im so use to it it all comes natural.



I try to sit 6hours continuously.

1. i wake up i have breakfast and exercise.
  2. then open my charts have a look at it just before LO.
  3. i sit there looking for opportunities during LO.
  4. Have a small break before the NY session
  5. look for more opportunities at NYO.
  6. 2 or 3Hours after NYO i start closing charts and then go see friends or go play soccer or squash .
- and while im looking for setups i watch series or movies and then just glimpse at my screen for setups. when price is near the opportunity area i pay attention to the chart to execute. since im with the 10ema i hardly look at tha screen coz i know where price must be for me to attack their fear and greed. So i must say that since im with arjun stratgey FX is very easy. All we have to learn is to sit infront of the PC to execute what arjun thought us

This is my routine. then fridays i try to take few trades during LO. i dont trade at NYO on a friday. start the weekend early.

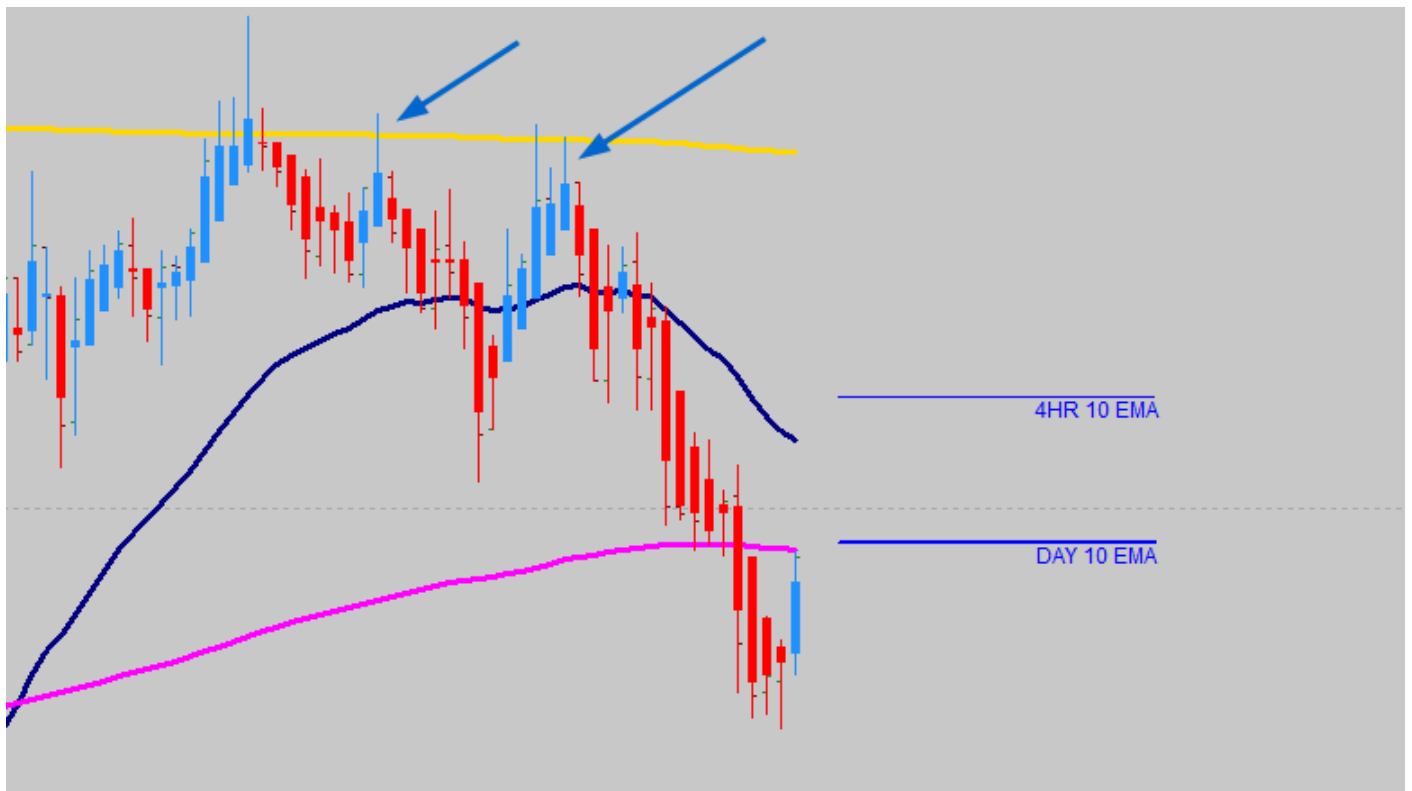
/hehe you have to work just a little bit thats all. 🤖

compare this to a real job this is way way better. I dont have to answer to a boss. I dont have to work everyday. I dont have to work a full day. I can watch movies while i work.

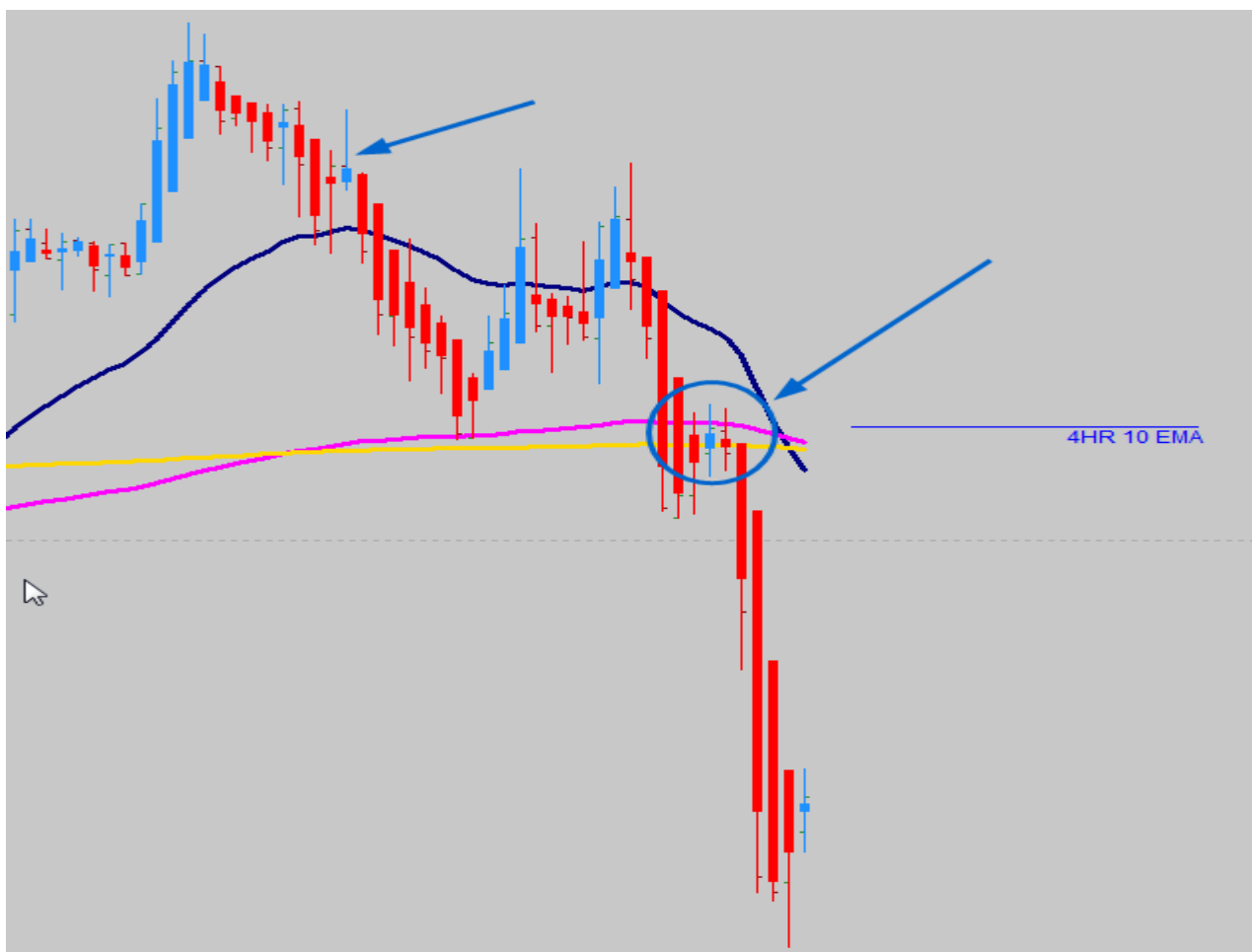
Every month my salary is getting bigger and bigger.



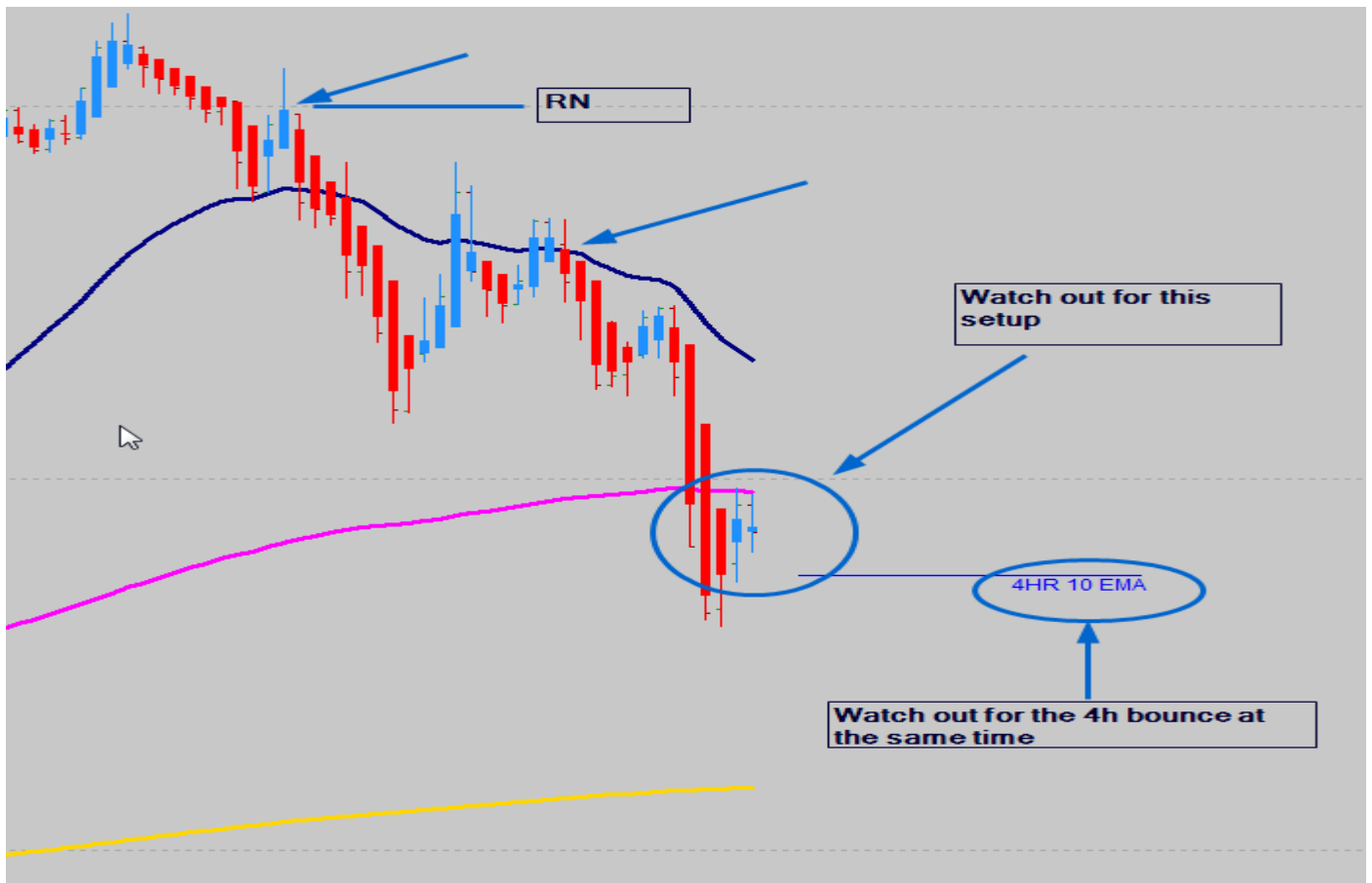
AU 5 min TF . bounces off the 800ema



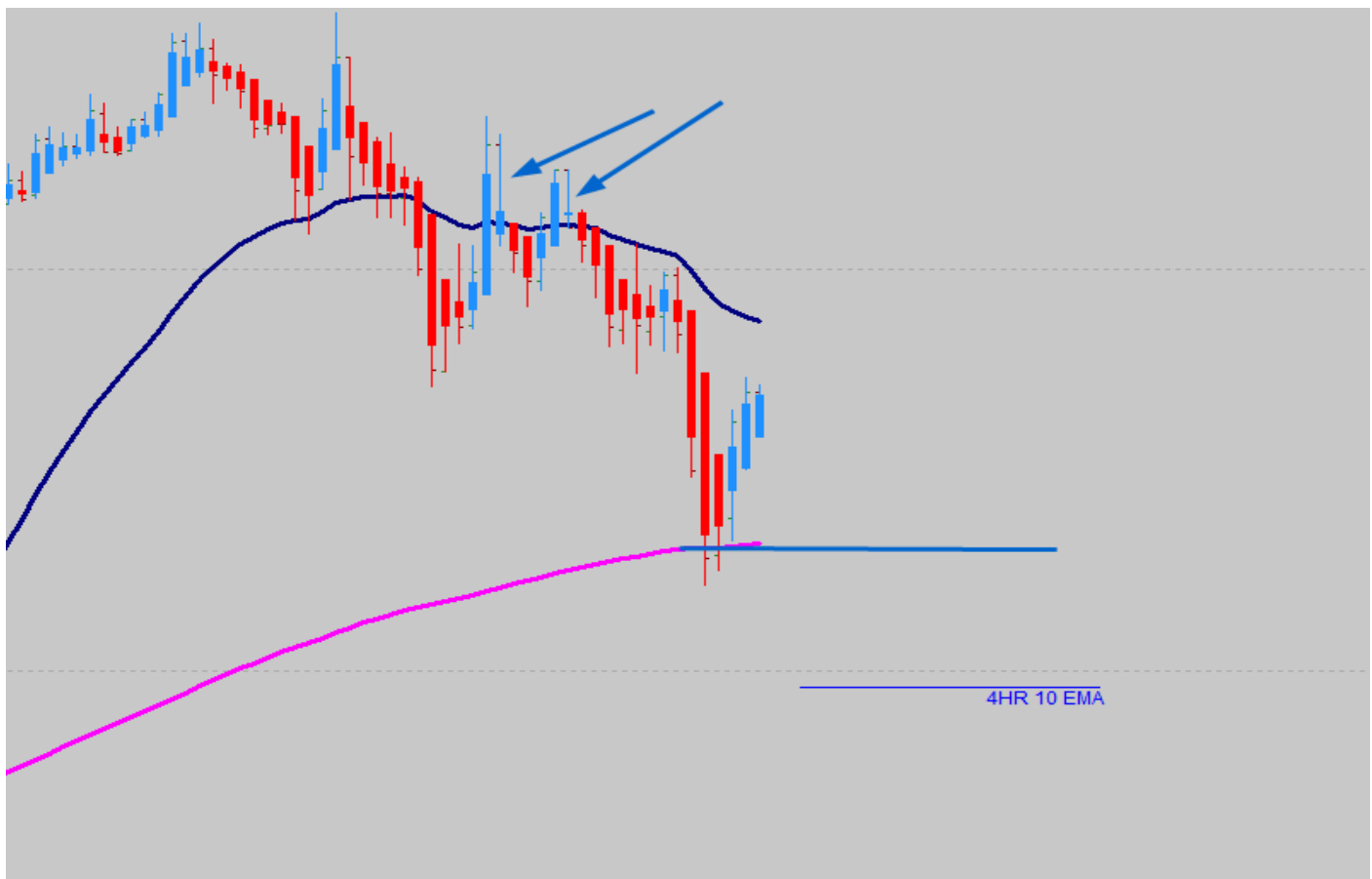
Look at that set up at the 200ema. I see that happening all the time. I posted charts on that before and it will keep happening.



EJ



GJ



here is EJ guys. the same setup i told you guys to watch out for. i literally gave the setup to you guys.

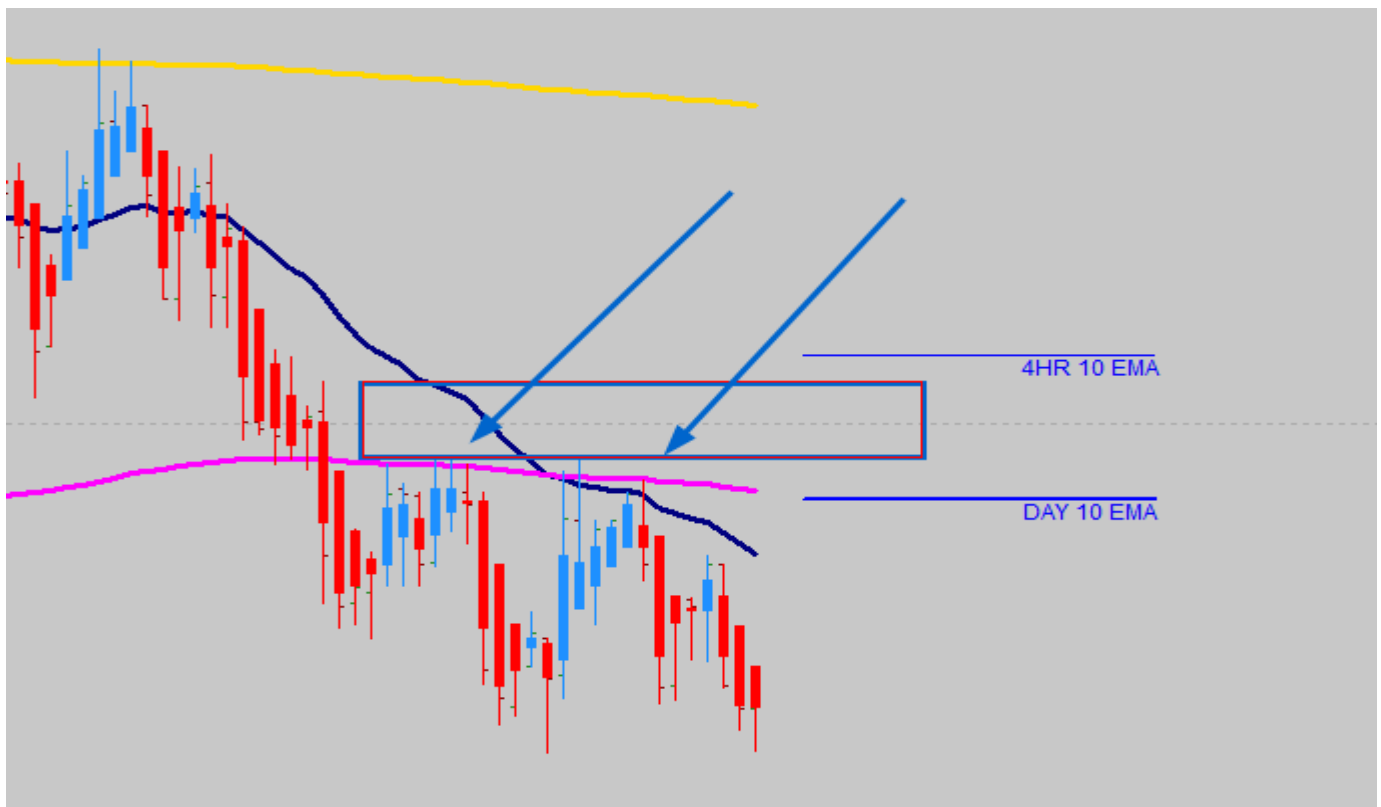


My sweetest setup is that set up where PA breaks through the 200ema then retests the 200ema and bounces off it. look at the charts of EU that i posted with the cricle. That works nicely. But all the setups for me are easy.

At first i use to doubt it but as the weeks went i looked only for those and now its in me like second nature. it took me a month , it might take other traders quicker or longer but just pay attention to it everyday until your eyes are set

/AU

notice what price does at the 200ema. Keeps happening. Sometimes its a clean bounce and other times it give a few bounces.



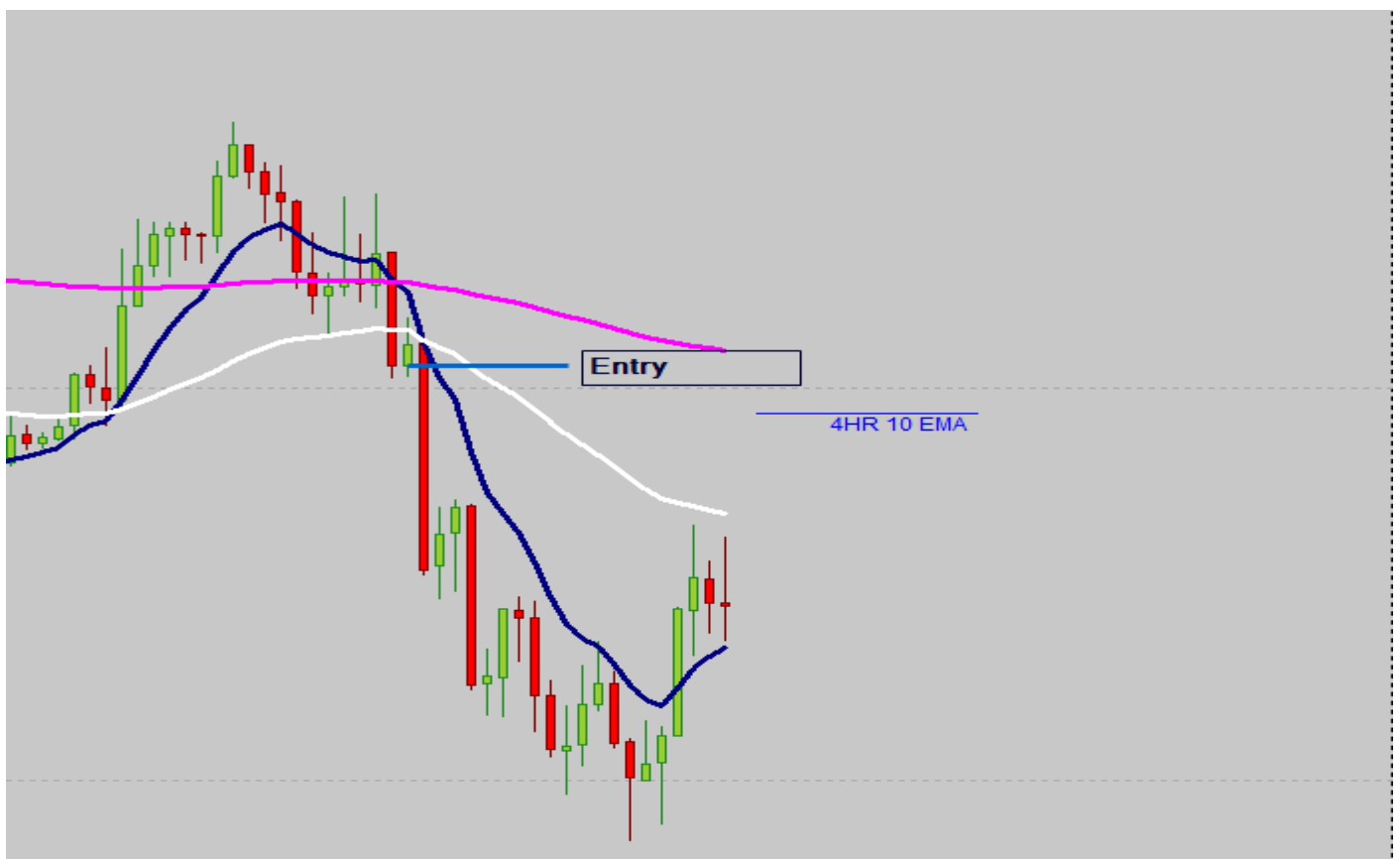
# BOUNCE

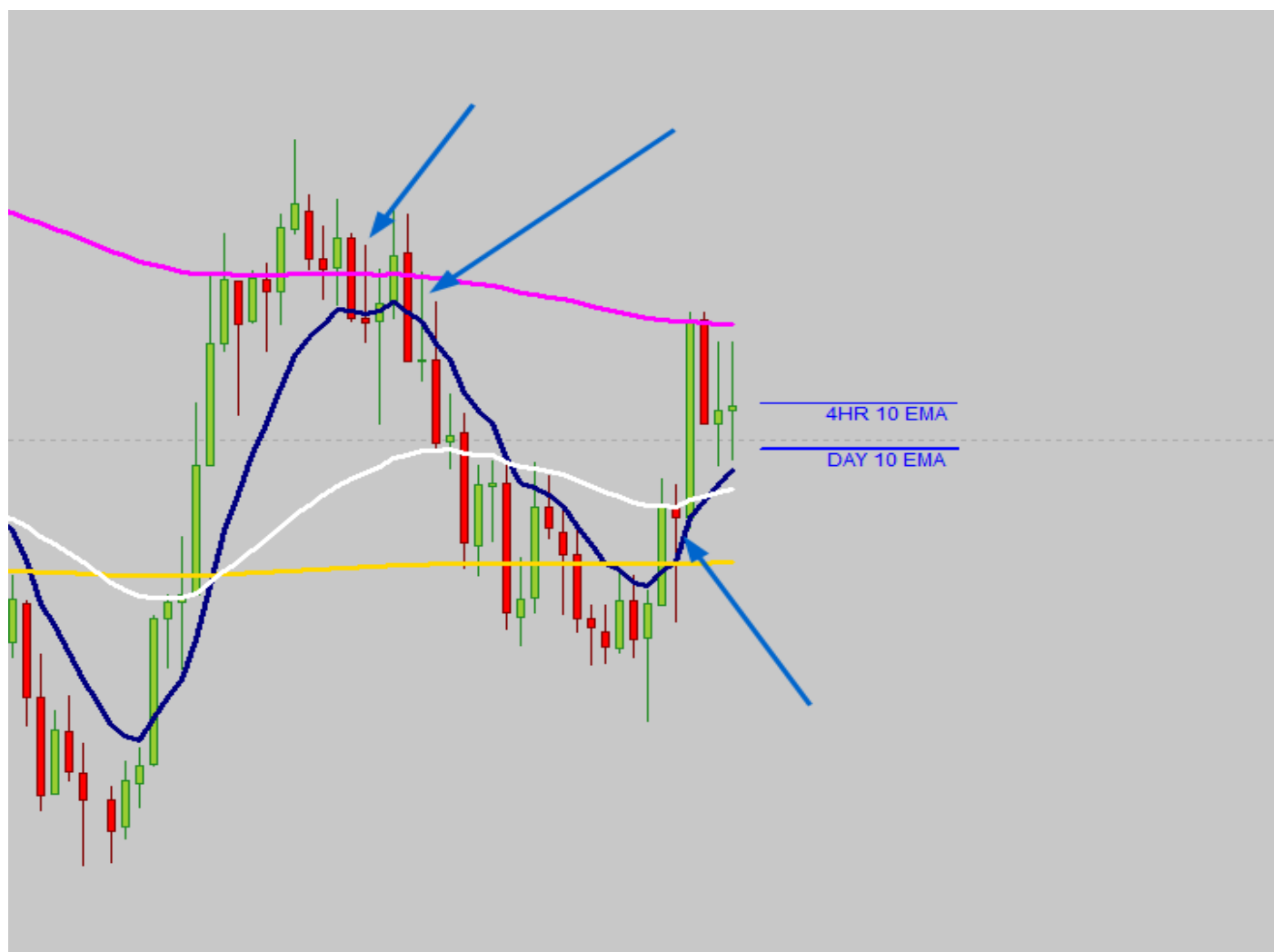
this is how we have to trade. Go with the flow and not against the flow. Arjun told me to feel what the market is doing and im doing exactly that everyday

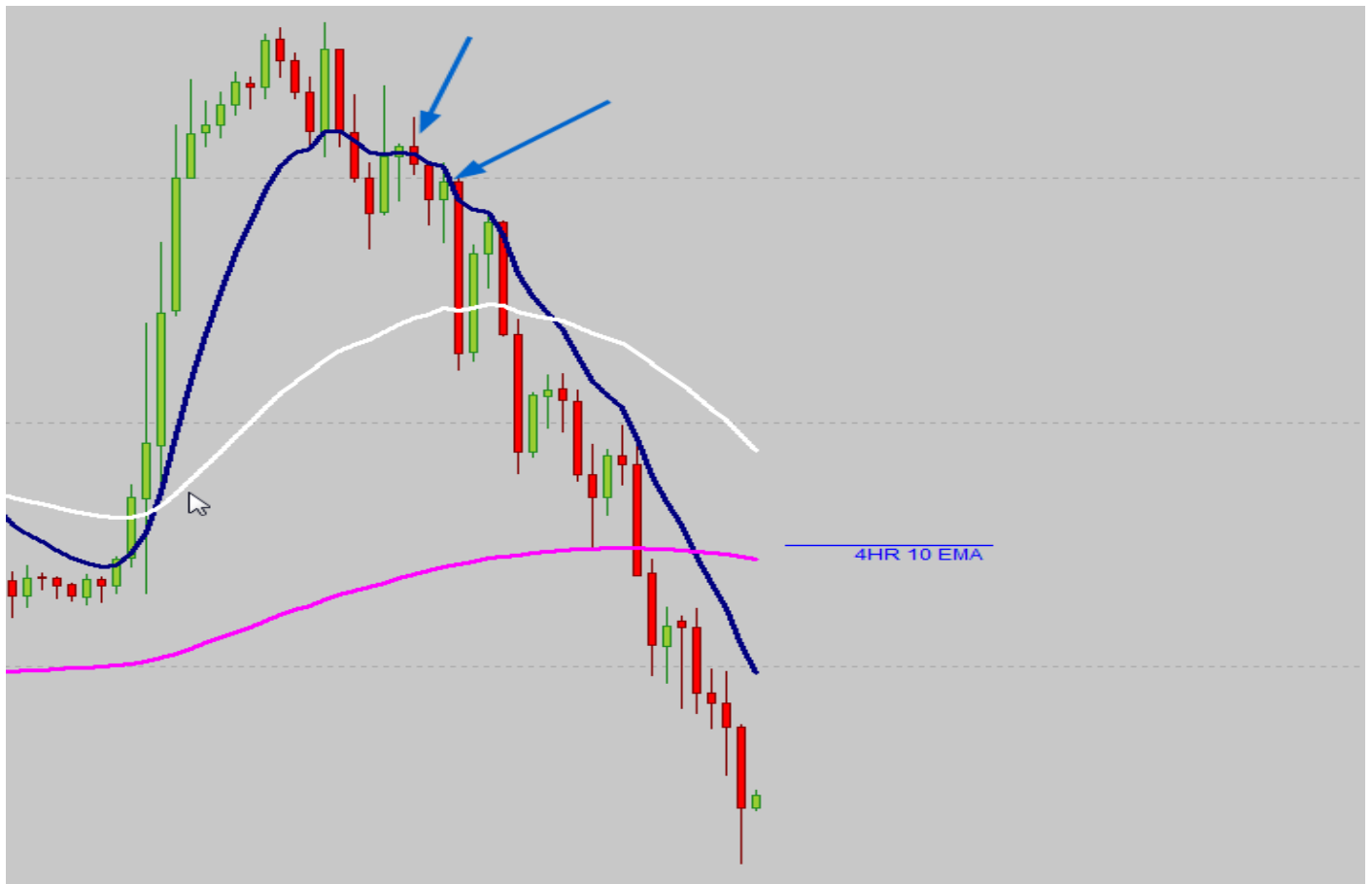


Well just know the basic candle formations like the pin bar, the engulfing candles. and its not so much about the exact candle. its more about the area. the zone . thats what i am more interested in. when i figure out which zone or area will make the price turn then only i look for the candle pattern.

/Just invest time in reading arjuns posts, save his posts as well then read it about 3 times. Arjun posted charts that points out sont good setups always. thats the same setups i use. for now skip the advaced setups like the adr etc. Just concentrate on the basics like trading the 15min TF away from the 200ema. and you only trade towards the 200ema when price is like 30 to 50pips away from the 200ema. here are the 15min TF showing you trades away from the 200ema

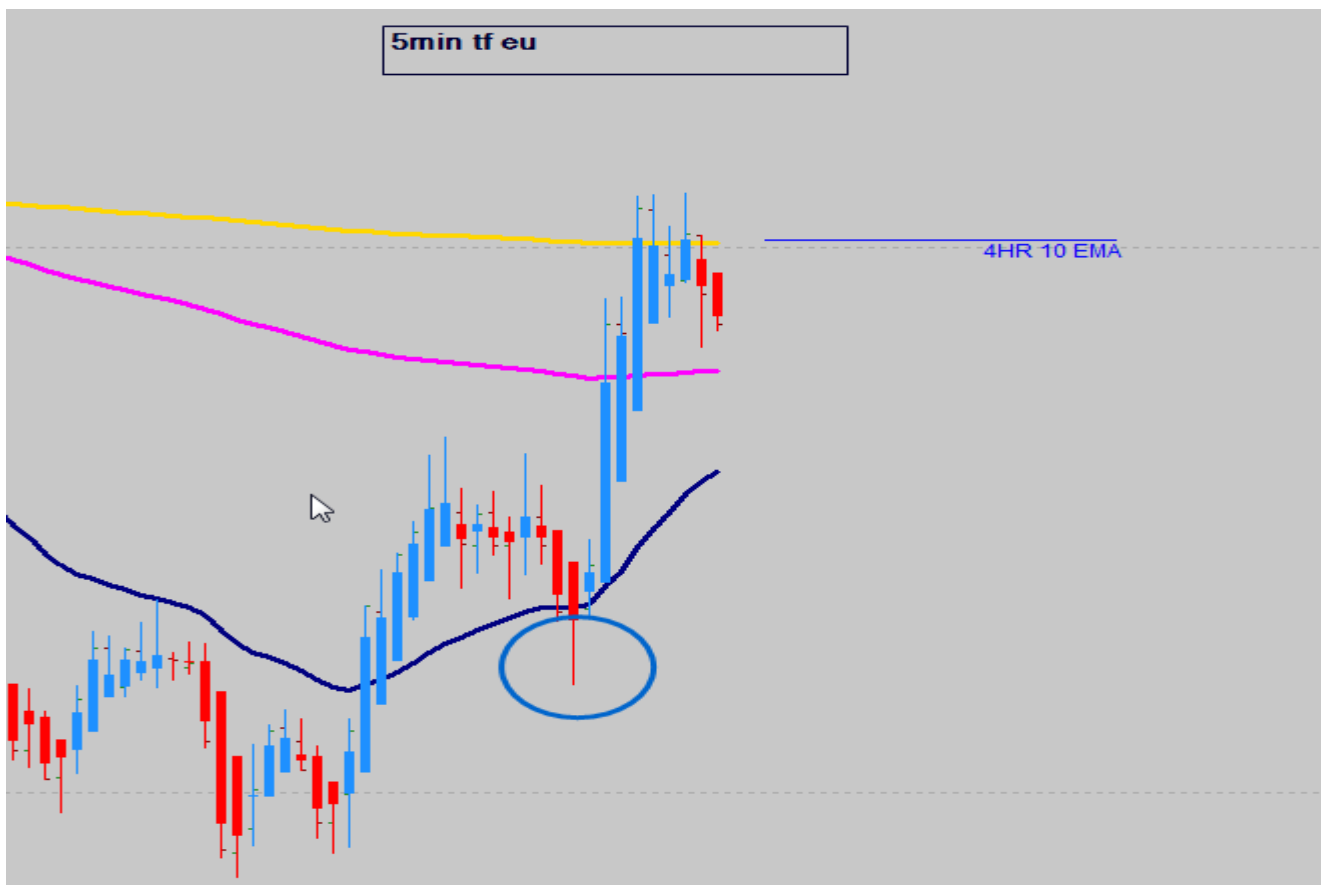


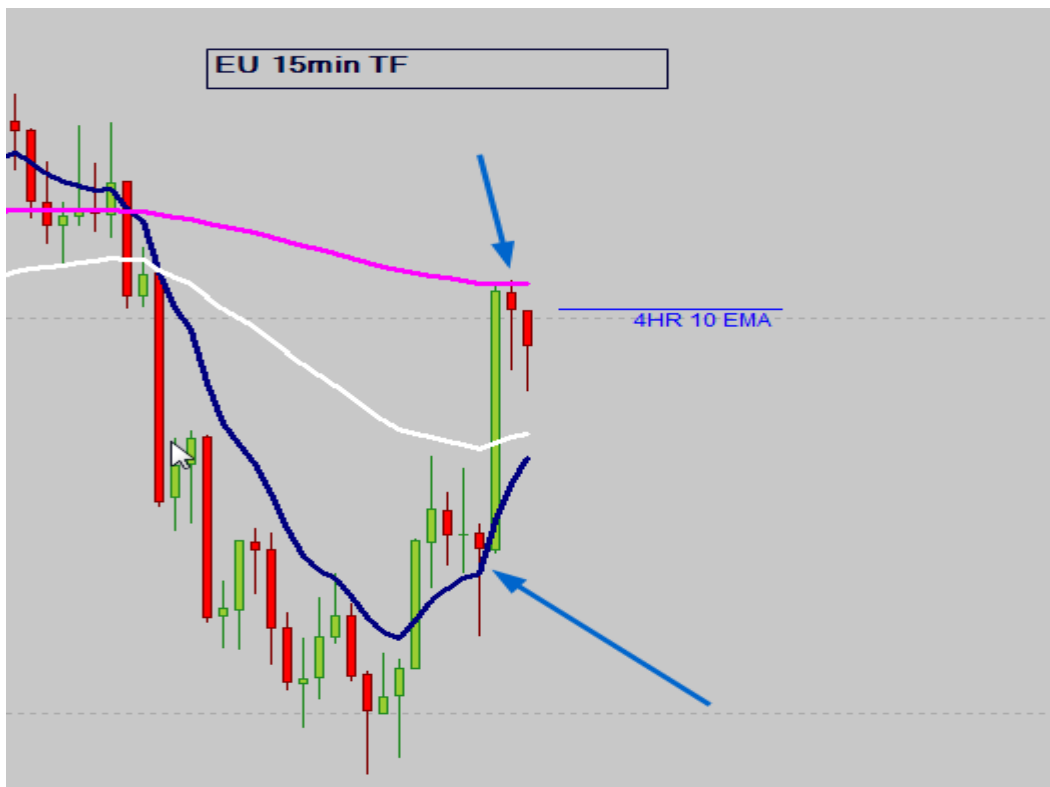




Well in CT trades i trade before price can close above or below which makes the trade riskier. the safe way is wait for price to cross the 10ema and the allow it to retrace and test the 10ema and then we enter when we see that pin bar.

/EU





the only slope i worry about is the 10ema slope whether is the 4H or daily or 15min TF.

/Buddy look at my charts i posted today. Remember there was a post of gibril posting about what arjun does.

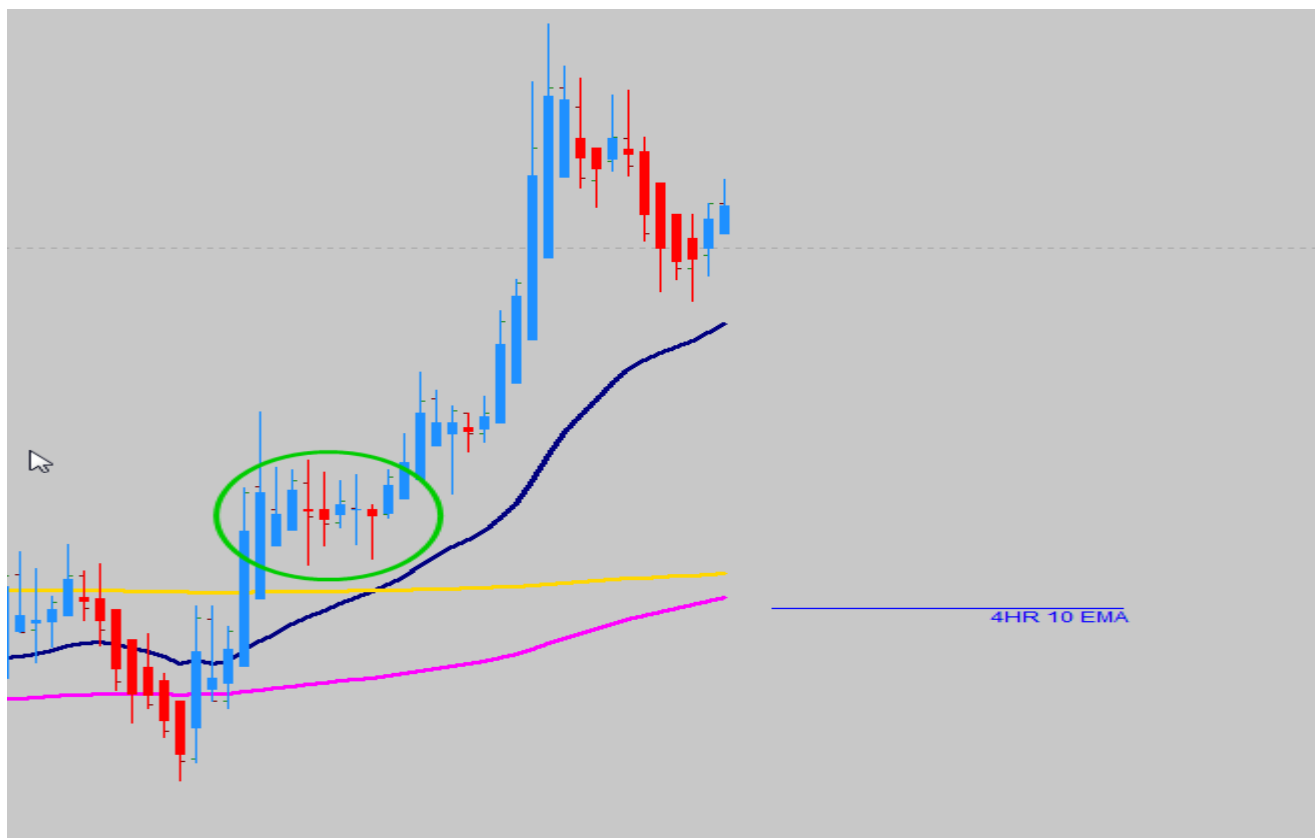
Notice 1 thing that i keep doing. I trade the bounces of the emas. thats all. the bounces are the main things, and then if theres a RN near that confirms my bounce even more. I make most of my pips trading bounces. The bounce off the 10ema works like magic as well. just be prepared for any bounce off any ema. Then if it breaks then you be prepared for a retest and bounce again. Thats all. Thats how easy FX is. today i made over 200 pips just doing that. I dont set big targets I just take 10 to 20 pips at a time. At times theres lost of momentum so i take 25 to 30. I will never let a trade run longer than 30.

If i make 15 pips a day ill be happy. My target is only 30 to 50 pips a day. but then the pips just roll in. I just feel the flow of the market.

always remember RN will help you and the emas will help you. the pin bars and engulfing candles will help you to confirm at these areas.

/Just keep looking for the pin bars on the 10ema. My charts on the 15min TF has pointed out this. Arjun has posted many chart like this. If you look at 4 pairs atleast 2 to 3 pairs will have these setups per day. All we need to do is become consistent. trust me all a trader needs is 10 to 30 pips a day consistently thats all. Dont aim for big pips. with the 10ema strategy a trader can hit those targets easily everyday. Remember look at the 10ema slope as well when looking at the pin on the 10ema. The 15min TF is a cake walk

lovely long set up with lots of support below. EJ 5min TF.

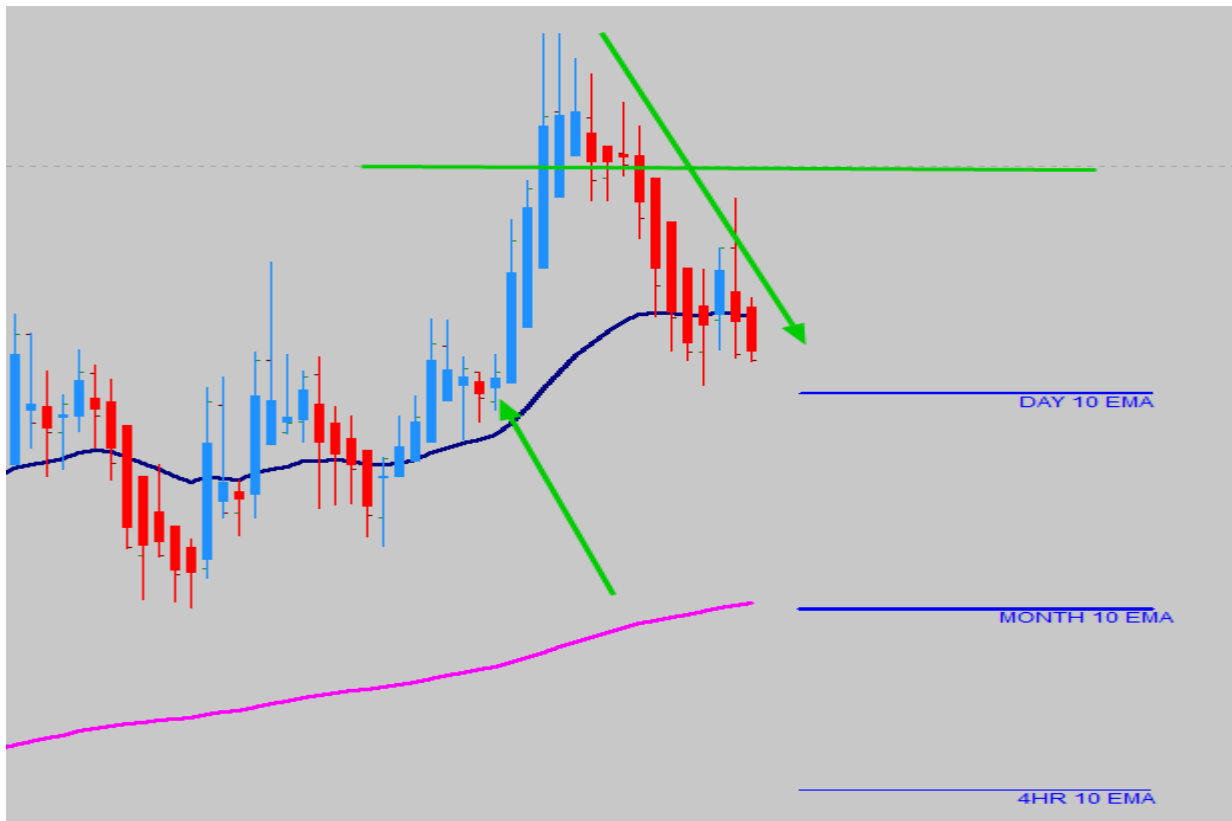


i went and came back but i see the same things still happening. Remember this setup guys ?  
AU 5min TF





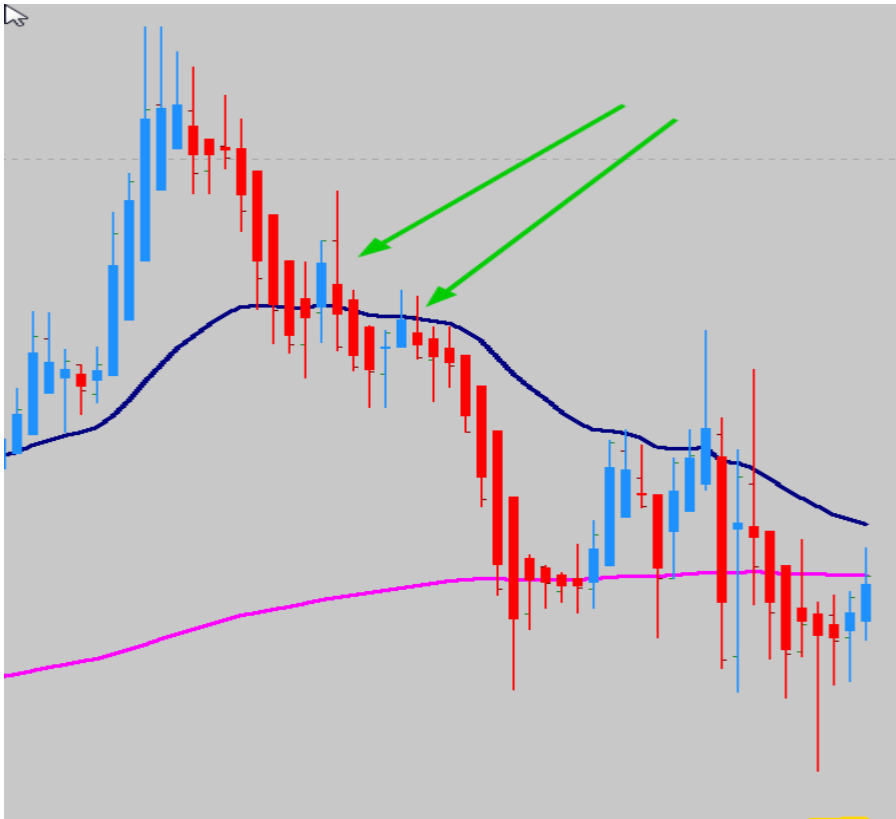
EU 5min Nice long trade and short trade on EU. The RN is very important. take your small pips and run guys. you will be more than happy.



GU 5min TF. here the same thing happens at the 200ema time and time. if you want a clear veiwl use the normal candles and you will see how price was playing around that areas as always.



EU 5 min TF. Cross of the 30ema and the retest. IF this was on the 15min TF then it would be the cross of the 10ema and the retest before entry



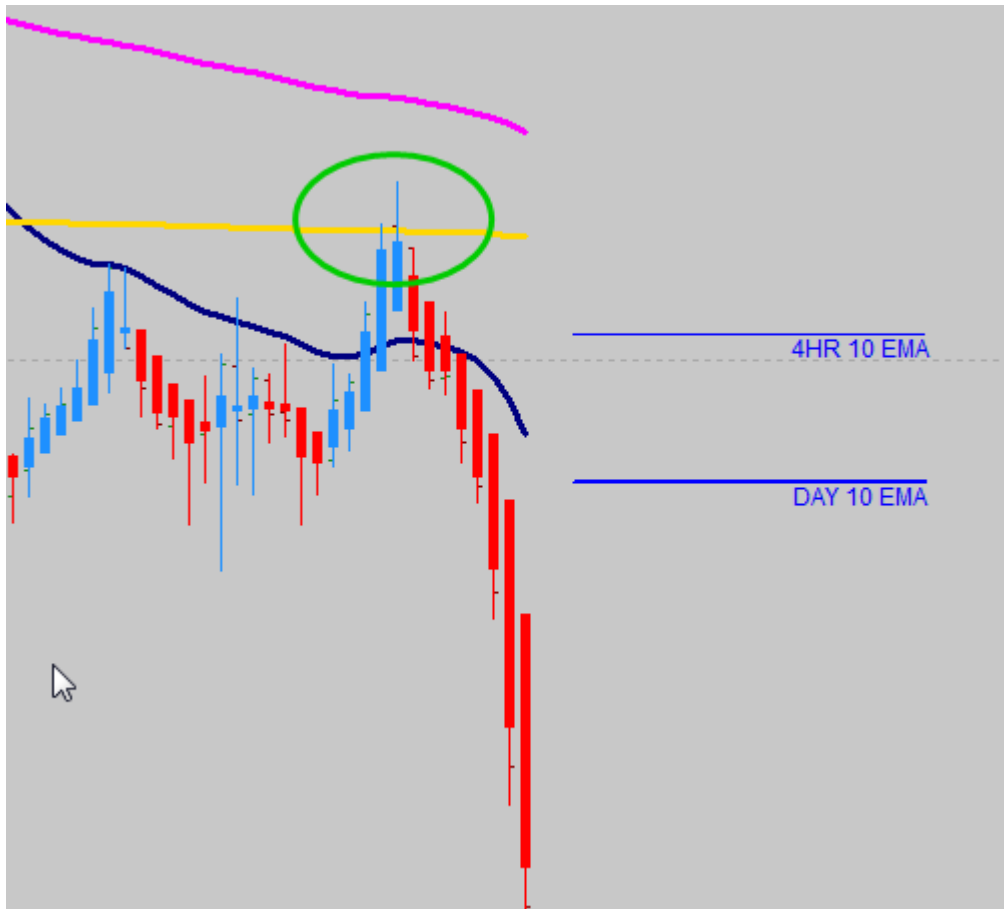
EJ 5 min same scenario as EU. There was a RN there to help me even more



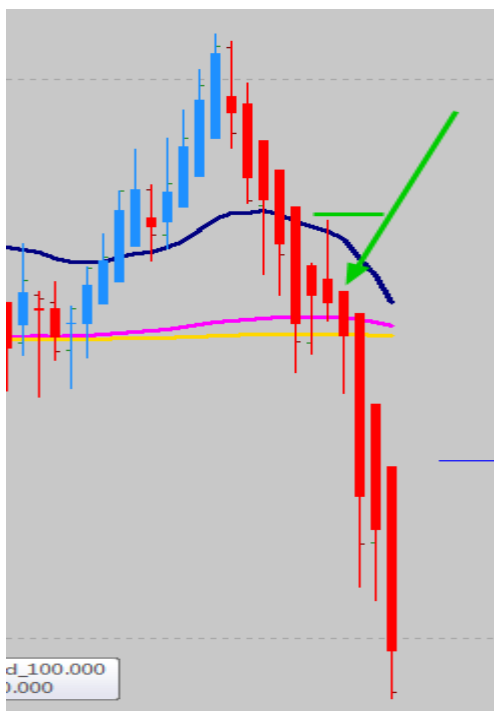
The charts i post are the places i usually enter. The exit is up to you. I take 10 to 20 pips a trade thats it. Im here to show the guys where are the ideal places to enter all the time.

The areas i enter are the same areas i keep entering all the time. GO back and view all the charts on this thread that i posted its all the same entries all the time.

/GU 5 min. dont get easier than this guys

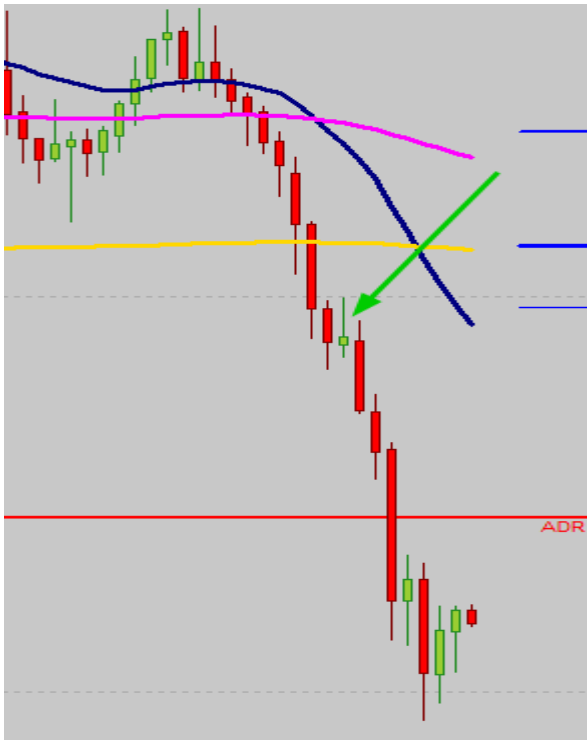


EJ 5 min. im up 135 pips for the day. 🇺🇸 i lost about -5 pips on AU and -5 pips on GU trying to go CT too early. i will wait for another opportunity.



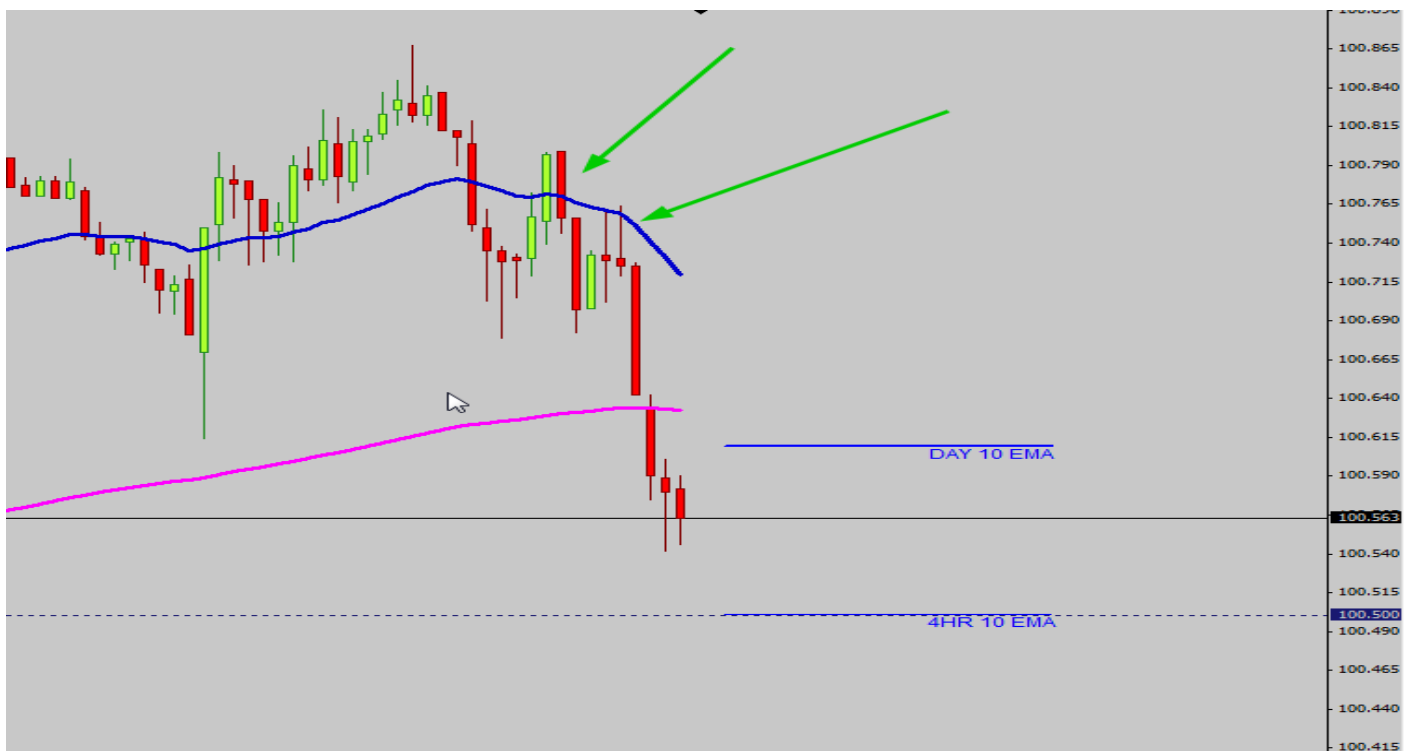
I have one template with normal candles and one templet with synergy. so keep both . At times you will need to look at the normal candles.

Look at the eu chart . if you had synergy you wouldnt see that retest of the RN. so both candles are important to me. The normal candles give you more info. the synergy candles just reduces the noise

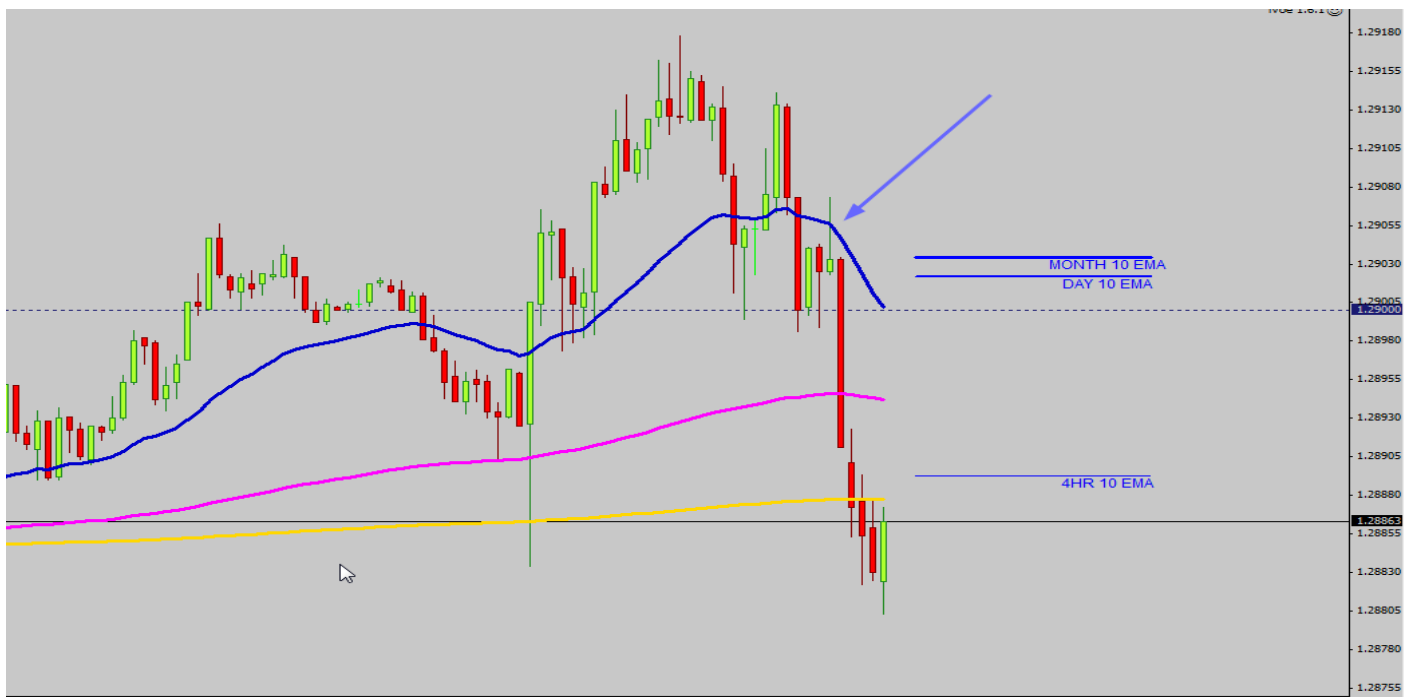


EJ 5min TF

This is nothing new. i see this setups almost everyday when price crosses the 30ema. Look at the flow. Learn the flow. then you will really master the flow. We wont enter at the first cross > i always wait for a retest. This is easy pips.

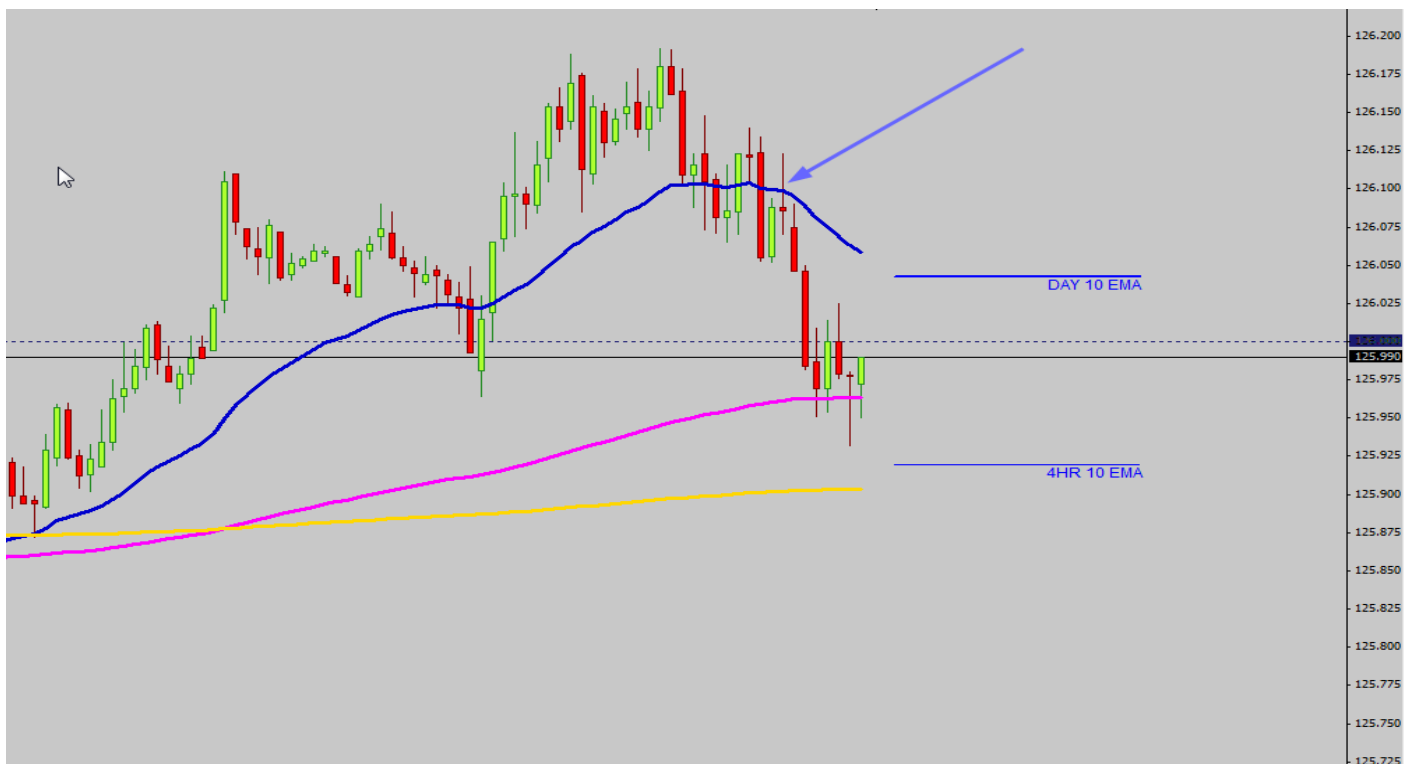


EU 5min TF. Lovely pin bar. Small SL high returns

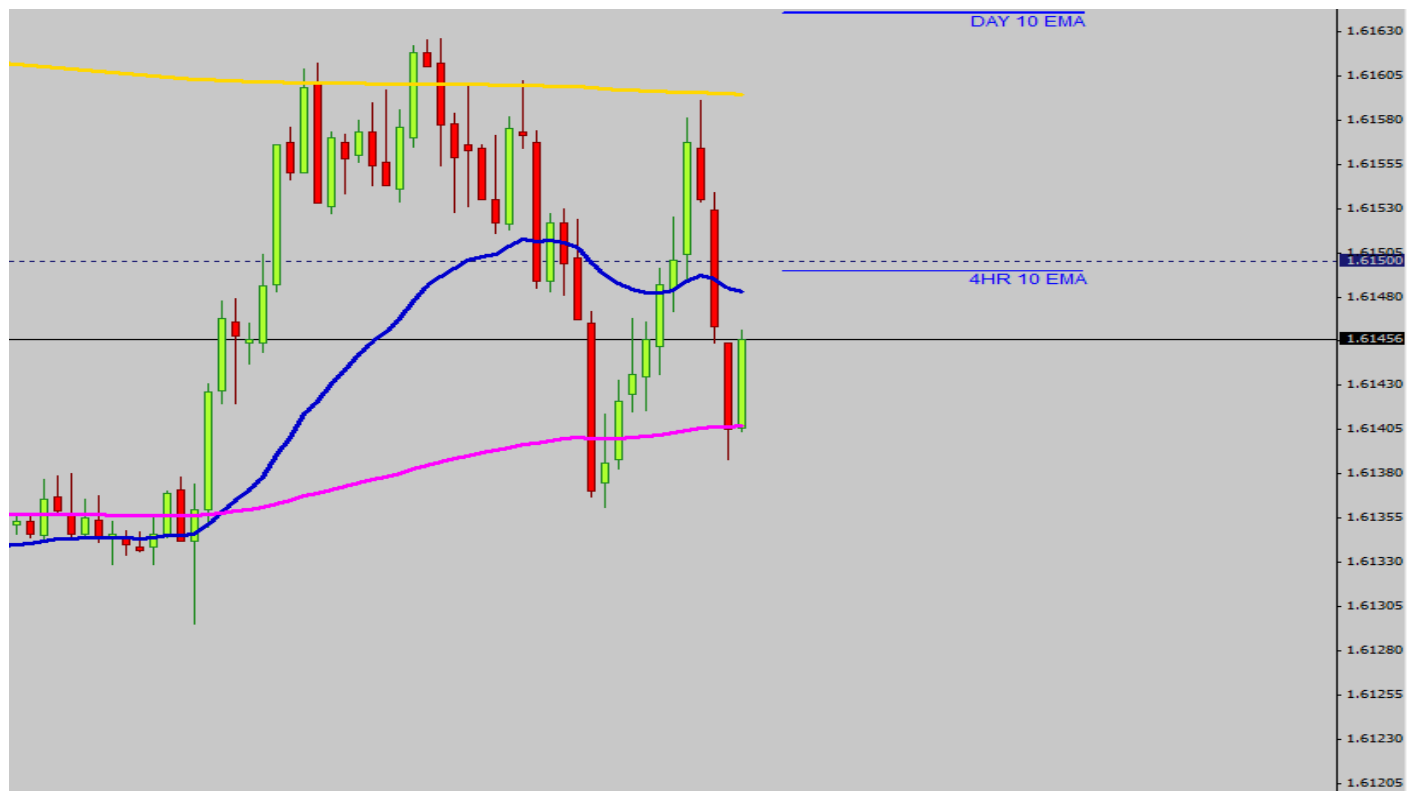


GJ 5min TF

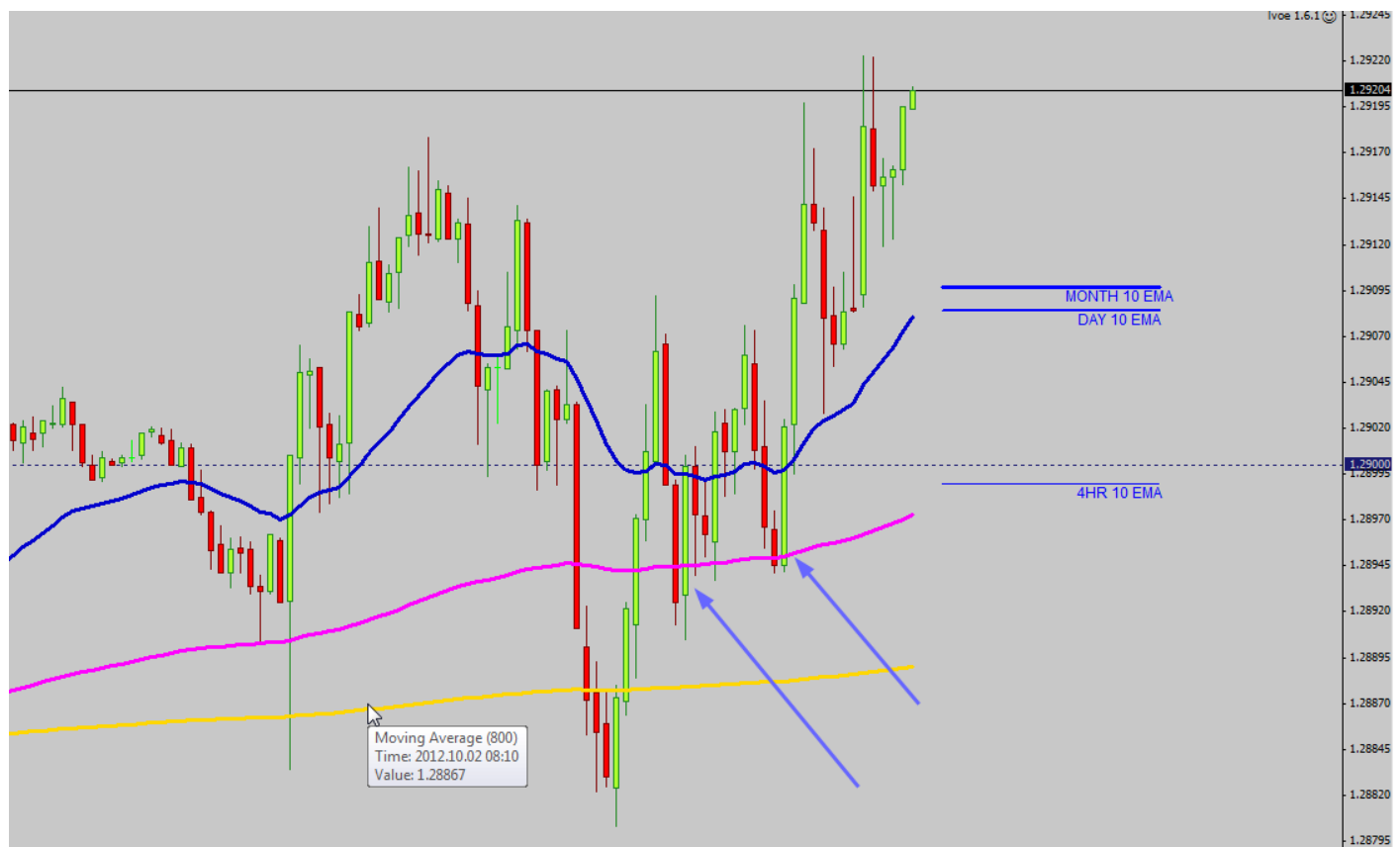
Same thing here. Before i use to analyse the charts so much. But now i hardly have to look at charts. Everyday guys. These trades would surely hit your targets for the day



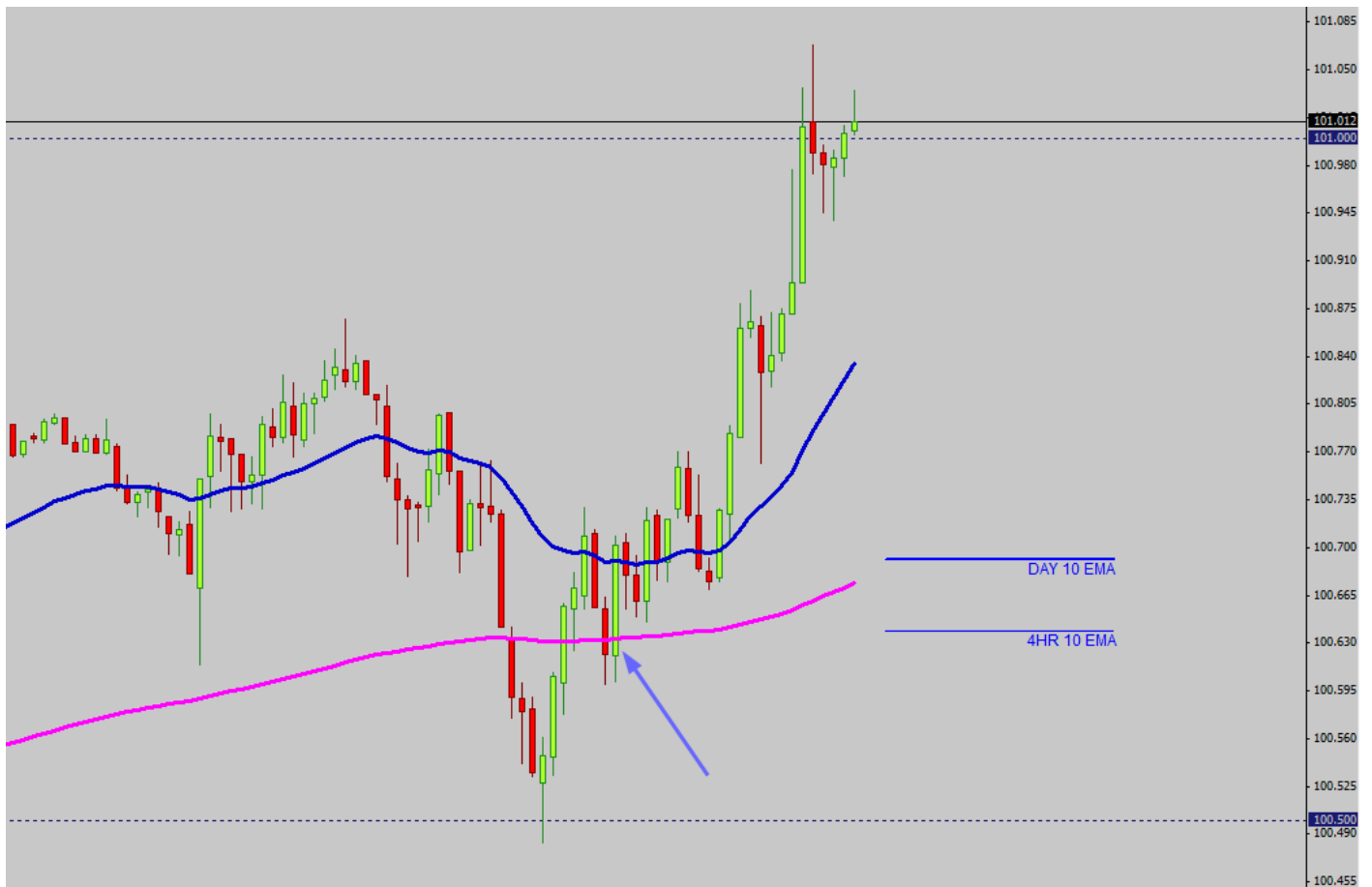
GU 5min TF. Did Arjun tell us that the price will bounce between the 200ema and 800ema?  
 Ofcoz he did. Look at GU, Can we get some bounce trades? Ofcoz we can. Would we have made pips  
 on the bounces?



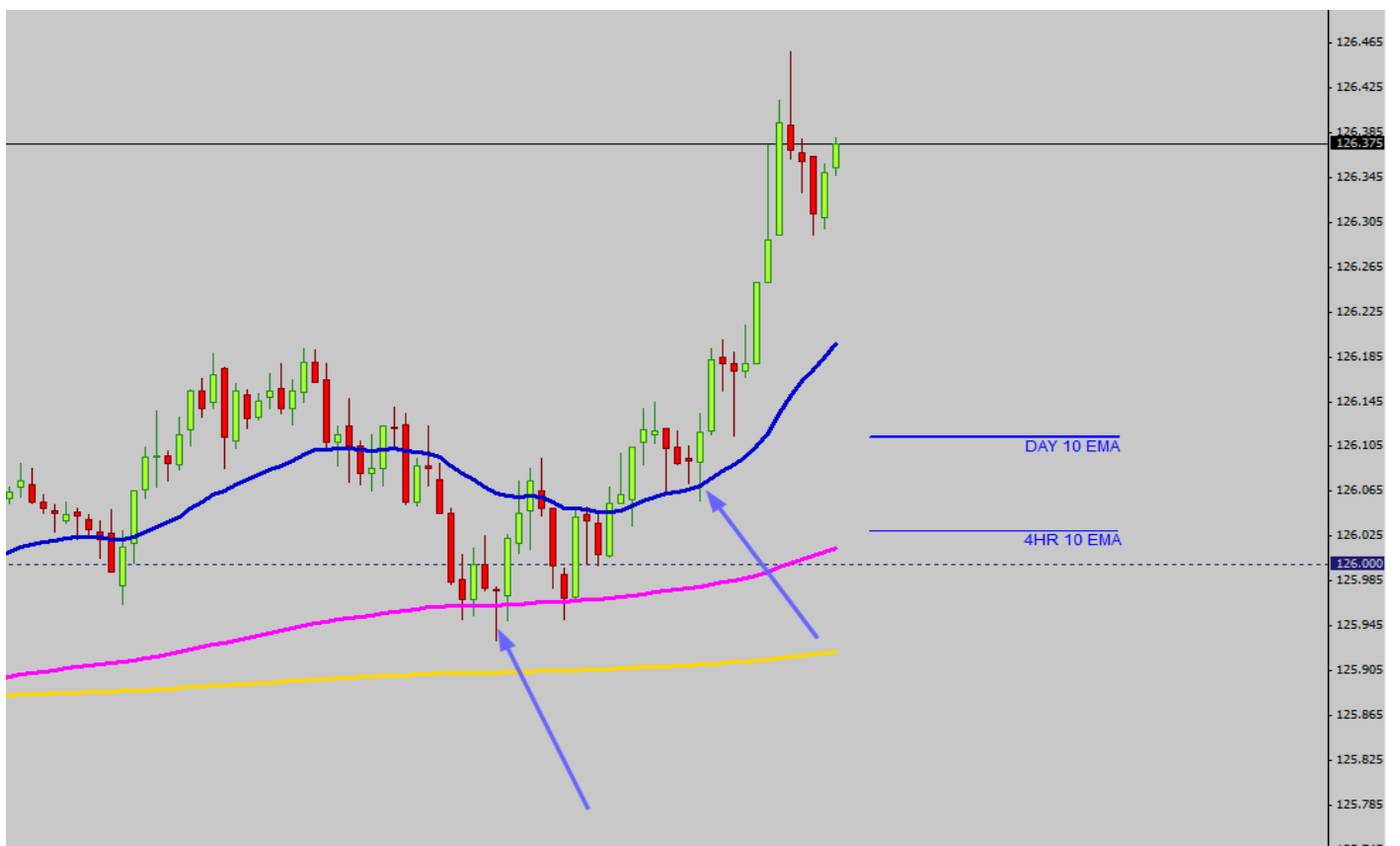
EU 5min TF. This is the 200ema setup. Did i show these trades time and time again? Ofcoz i did. There  
 was a cross over the 200ema and then a retest. So so so easy that im bored.



same thing with EJ. the same 200ema setup. A cross and retest before continuation



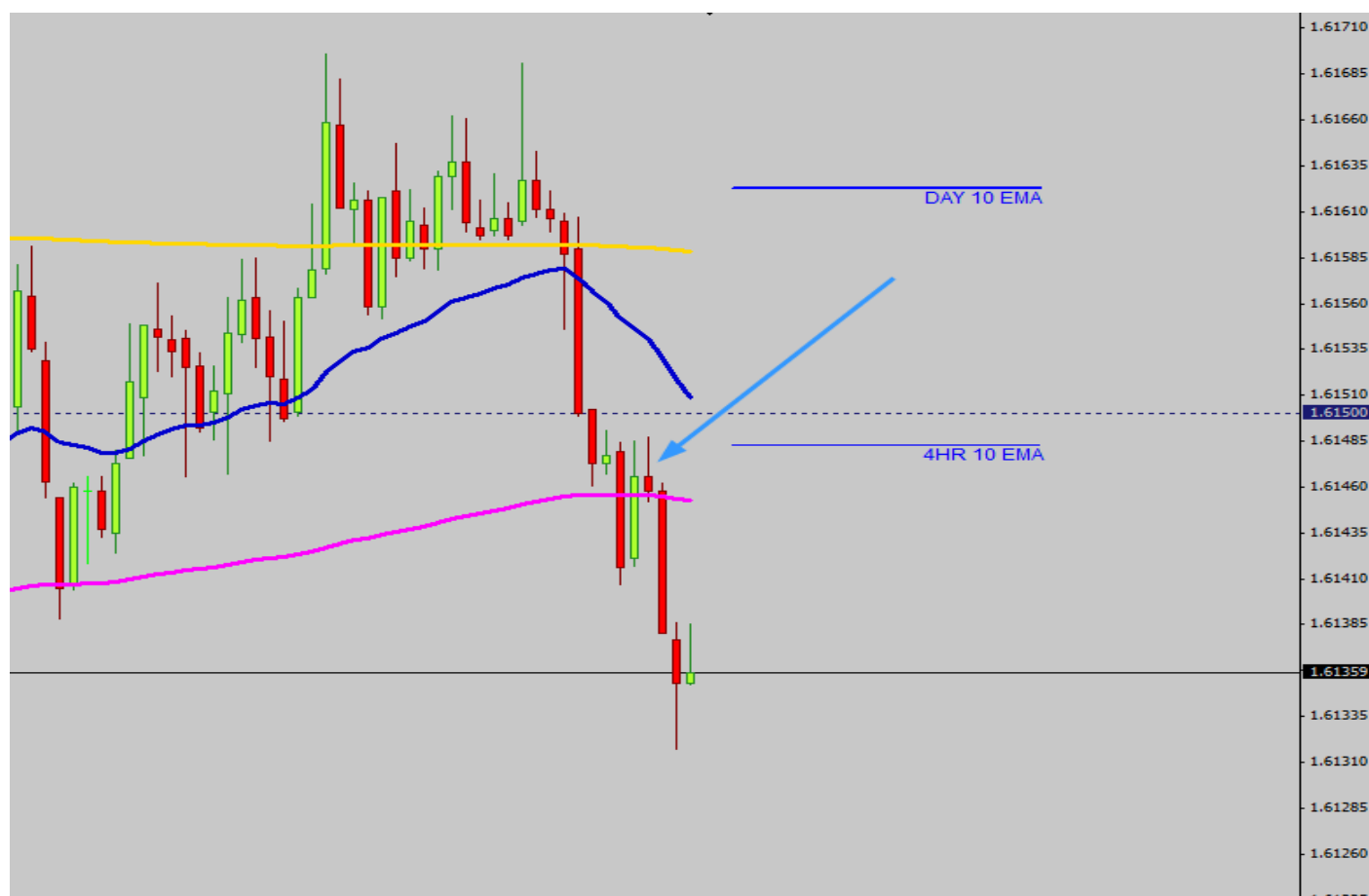
GJ there was just a bounce. can you see that W pattern that imi showed us in his posts? W and M patterns. call it what you want but its there always. Is arjun lying to us? Has he kept anything from us? Trust me he gave us the entire cake with the cherry on top. Can you cant expect him to feed you the cake as well. We must feed ourselves. he has done more than enough. Im up 160 pips for today.



Ej 5min. bounce off the RN with a nice pin bar. quick 10 pips. 10 pips here 10 pips there.



200ema setup on GU 5min TF

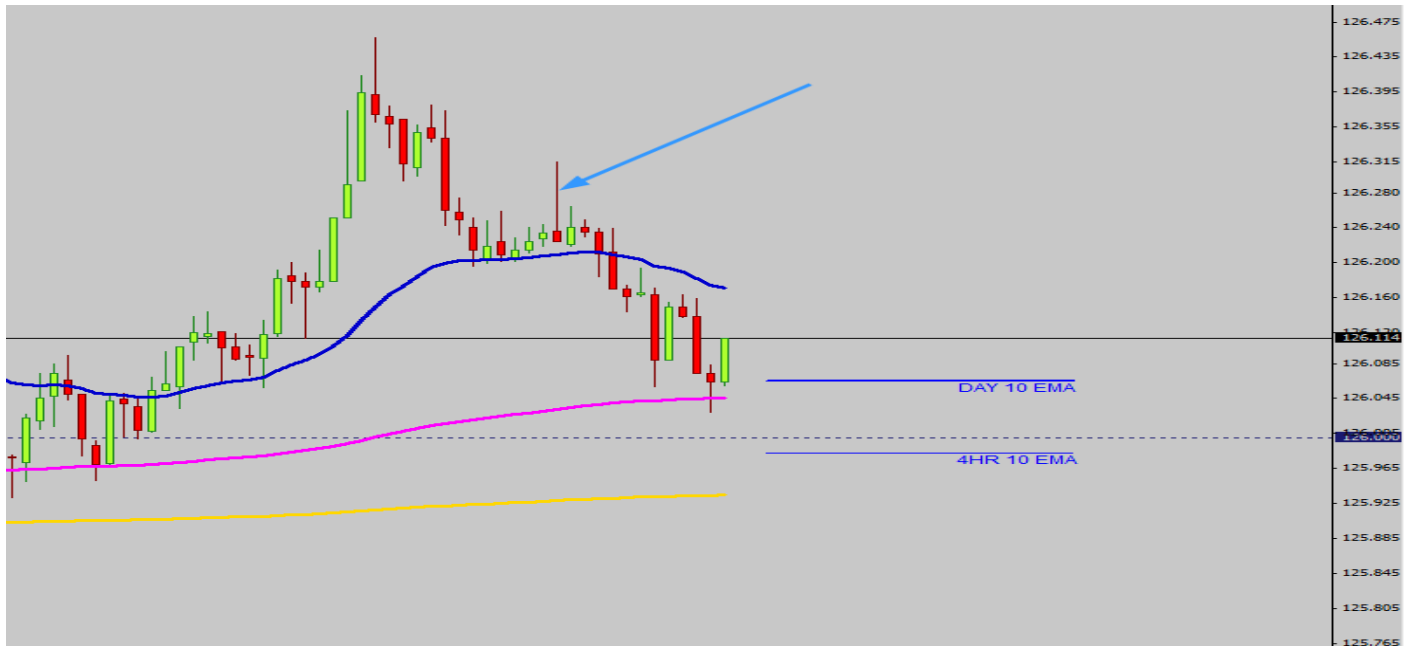




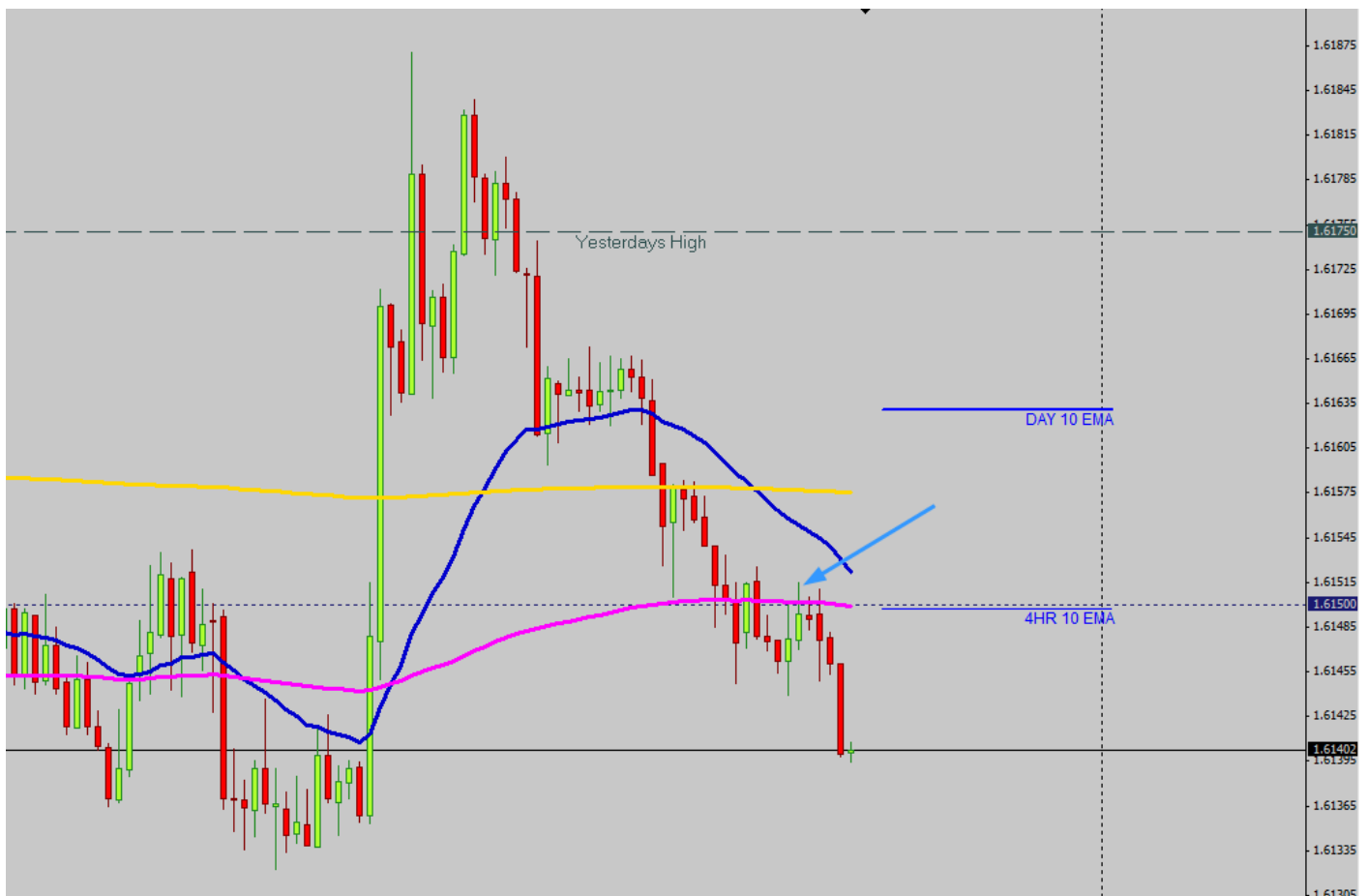
## GJ 5min TF

when the bounce off the ema is not strong and when price hangs around there what happens?

A crossover happens. Did Arjun show us this many times? Ofcoz he did. After i studied this thread and had enough practice i can read almost every move price makes on the charts. Some people will think the 5min Tf or the 15min TF gets noisy or choppy. Thats what i use to think. But now i seem to flow with almost every up and down move



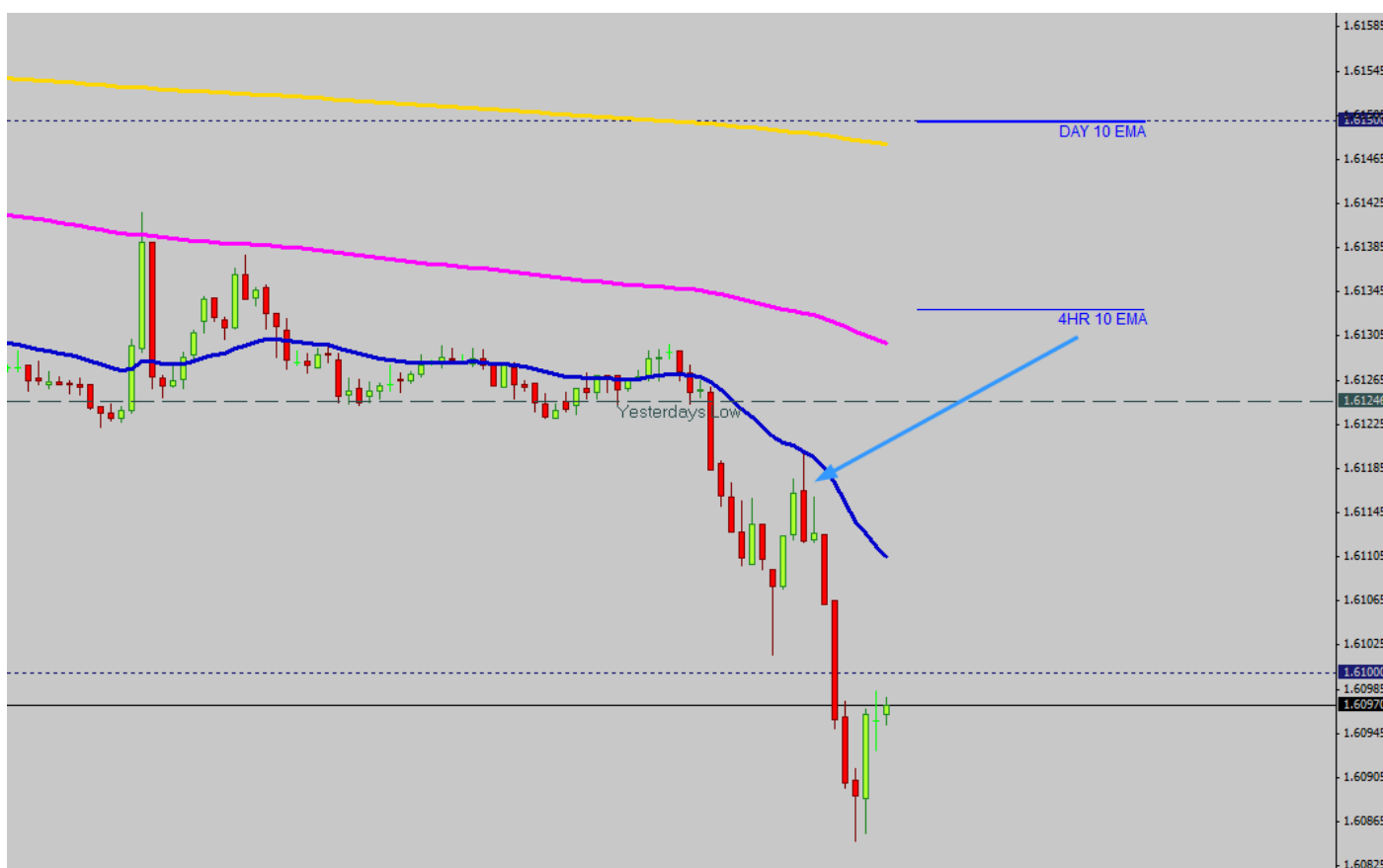
GU 5min TF. 200ema setup. I dont even need to explain anymore why i take these trades. I think you guys already know why.



Watch for AU we arriving at a support area.



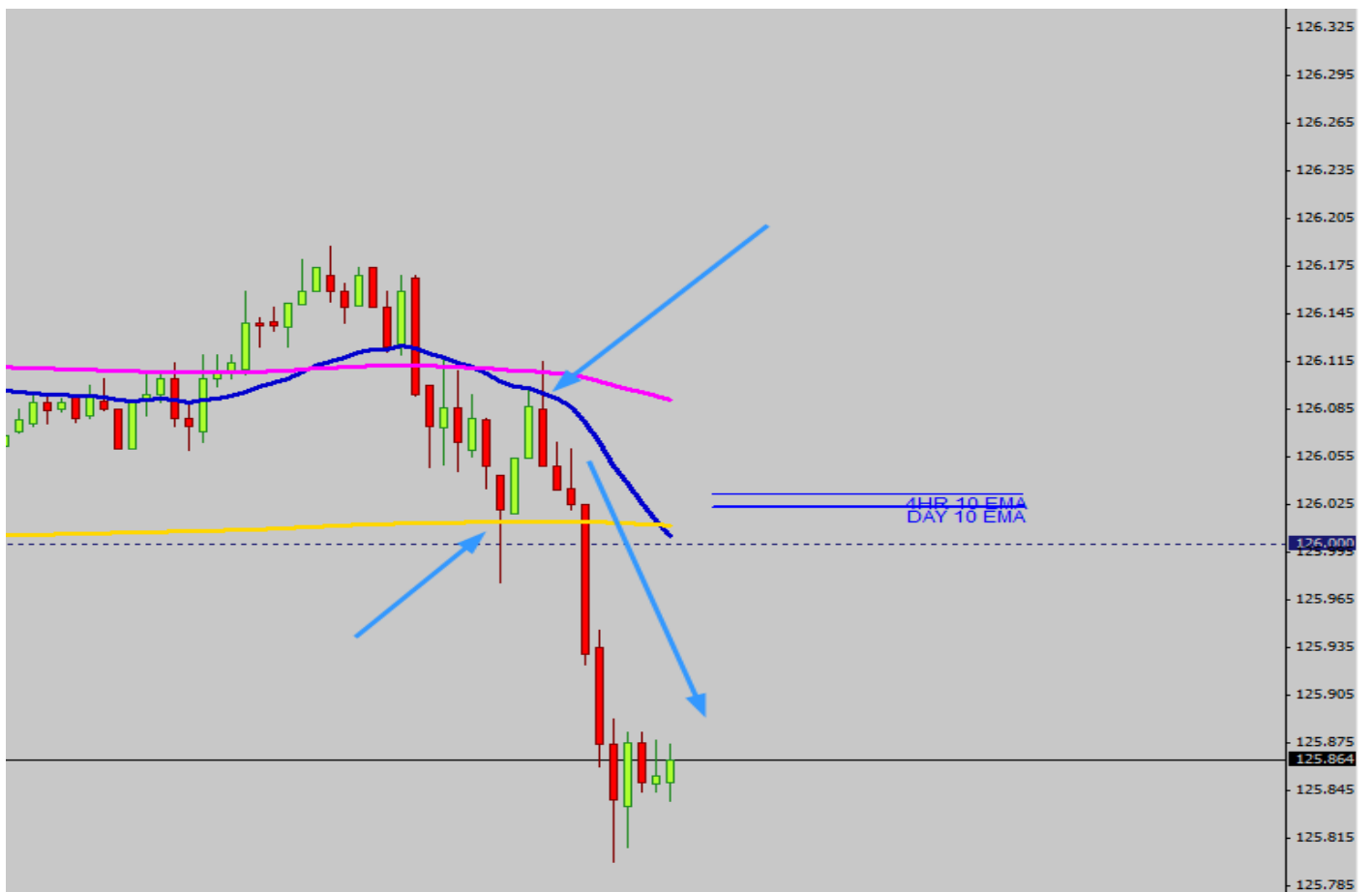
GU 5min. Nice shorts. Bounce off the 30ema (15min TF 10ema)



## EJ 5min TF. 200ema setup



GJ 5min 200ema setup. this is abit tricky but as you get practice you till see it gets easier. There was a break on the 200ema then a small bounce off the 800Ema. then a retest of the 200ema and a push down. If the 800ema held and price broke above the 200ema i wouldve waited for a retest on the 200ema before buying. Flow with it, feel the market



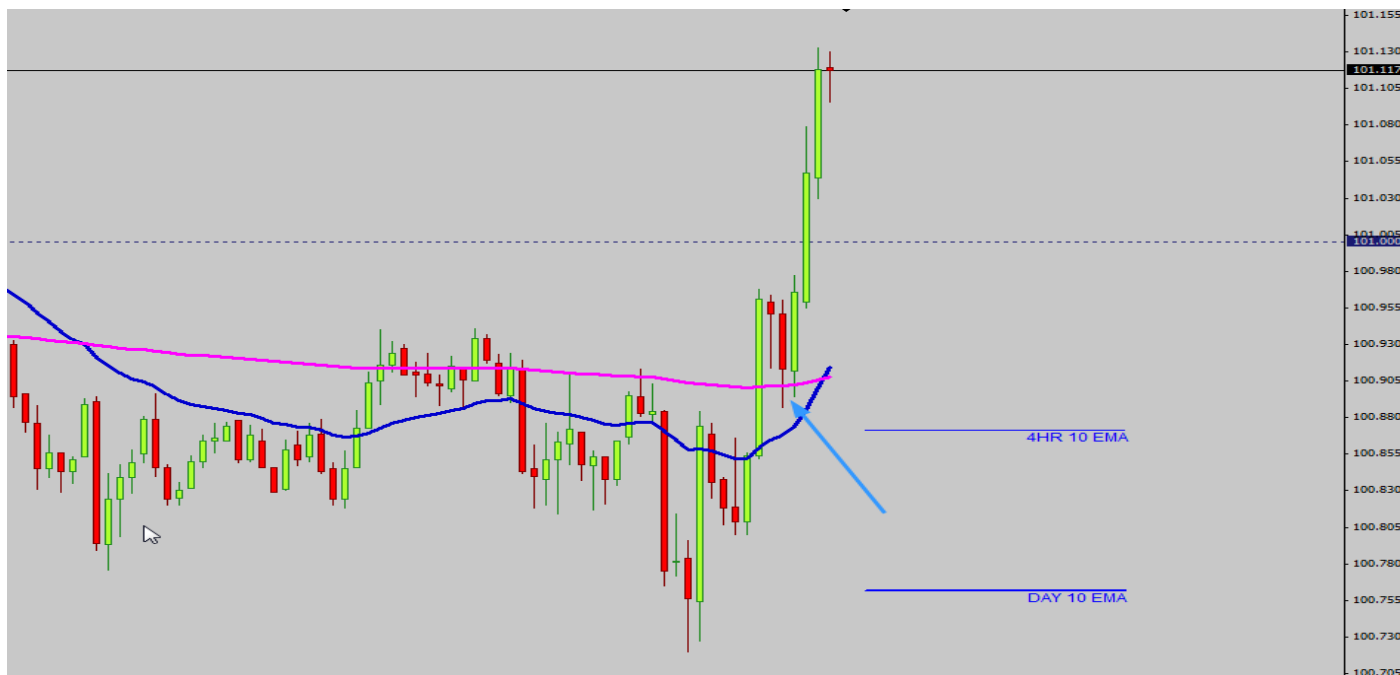
Hey buddy. the sell was good but you shouldve waited and entered at the area where i marked the circle. That would be a better entry. Always wait for a retest. thats what i do.



EU 5min TF. 200ema setup



## EJ 5min TF. 200ema setup



Guys if you look at my charts you will think im posting the same chart over and over again. But its different charts all with the same setups. Im drilling this into you guys so you guys can practice your eyes. You will see it happening everyday just like i do.

/hehe im glad you guys are starting to take the setups. You will make easy pips everyday for me to make pips is a no brainer anymore. Its second nature to me to end the day in green pips. So far i have never ended a single day in red pips since the time i started practicing these techniques. Dont you think thats just brilliant especially for a 5min TF. All of you guys can do the very same everyday.

/the 5min TF is just for my early entries. When i open my platform i look at the daily TF , i look at the 4H TF and 15min TF. Then only i look at my 5min TF. The HTF is just to get the bias for the day. If you read Gibrils posts then he also explains this. Remember his posts about the forest and the trees and the leaves

Do the same things everyday. Do not keep changing the EMAS and the indis. Just stick to 1 thing. At first you wont know what you doing. after a week or few weeks you will see things happening. after months it will all be stuck in your head you wont be able to see anything else. Just like the story of ARJUNA

Arjun: «

How to see the chart???? A short but very informative...plz read it 2 times minumum...

In the Hindu epic Mahābhārata, the Pandava are the five acknowledged sons of Pandu (Sanskrit: पांडु), by his two wives Kunti and Madri. Their names are Yudhisthira, Bhima, Arjuna, Nakula and Sahadeva. All the sons were trained by great guru DRONOACHARYA. One day he took all the 5 pupils to the forest to teach them ARCHERY(bow and arrow). GURU called the eldest brother Yudhisthira and told him.... Yudhisthira, do exactly what i say....he agreed. Drono pointed towards a tree where there was a parrot sitting on left branch of the tree.he told him to shoot on the **EYES** of the bird. while Yudhisthira was aiming at the bird...the GURU stopped him and asked him what he sees...Yudhisthira replied i see that TREE...i see the LEFT BRANCH and on that GREEN PARROT and its eyes..... ( **He sees everything except bird**)the moment he heard this...he said your are not fit for archery...go away.

GURU called the second eldest BHIMA and told him to do the same thing and he was aiming he stopped and asked what he sees.... He said he could see a bird on the LEFT side of the tree...and he was aiming at the bird (**he is not aiming at a particular point here**)....GURU told him you are not fit go away.. He

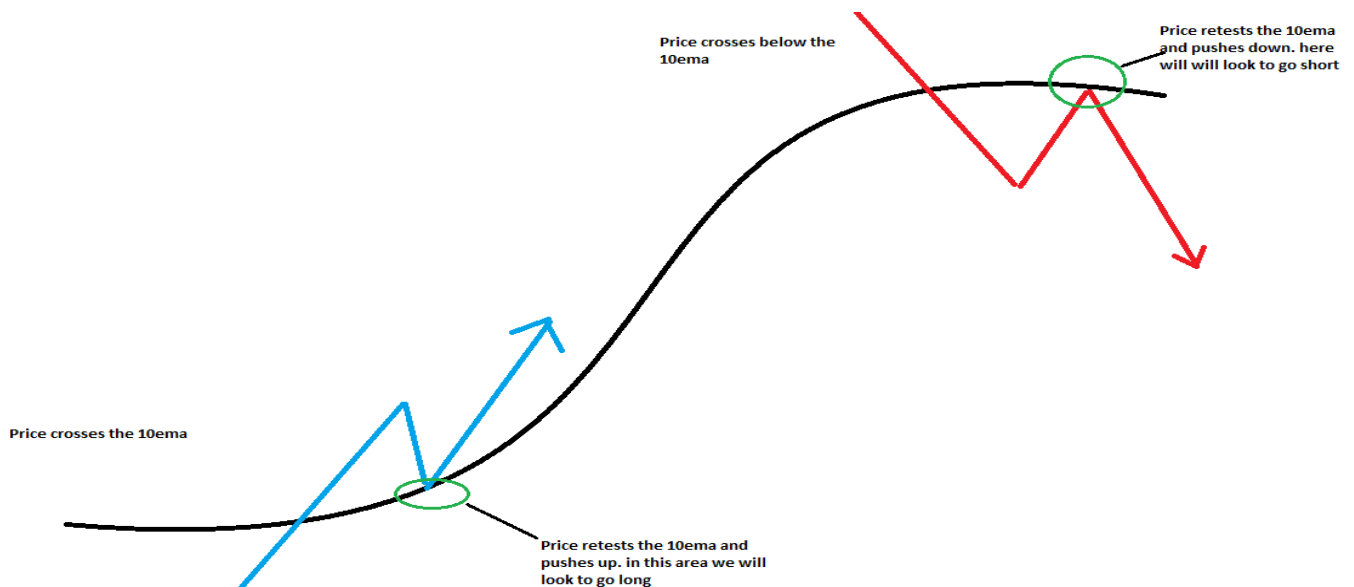
called the other brothers and each one told their own stories that they could see a GREEN PARROT sitting on the branch and its moving and jumping( zero concentration)....he rejected them all....

Lastly came.....ARJUNA( I have his name) LOL. GURU showed the parrot and told him to shoot at the EYES. while ARJUNA was aiming at the bird as usually DRONO stopped him and asked him what he sees.... DRONO was stunned by the reply he got...

**ARJUNA SAID THAT HE SEES ONLY THE BIRD'S EYES....AND NOTHING ELSE....( no tree/no left branch/no green color/no jumping/) only the eyes.**

Arjuna's strength lay in his extraordinary levels of concentration. if you see the market like this and take only the potential setups....you will also become like him....Arjuna was considered to be one of the best in the world for archery.«

/this is a basic drawing i made just to show how i see it everyday and happening on every TF. everyday this will happen and we can catch good pips. the higher the TF the more pips it will go for. I like kist taking 10 to 20 pips a time.



basic set up. trading away from the 200ema. this is the very very first thing Arjun had thought us. I hope we all not forgetting the basic rules guys. the basic rules is the most simplest and profitable.



I posted this setup yesterday. happening today again.



when price is near the 10ema it will bounce off and push away from the 10ema. when price is far from the 10ema it will then hit A RN or impotent level and retrace to the 10ema. this is the daily flow of the 10ema. So if price is far from the 10ema and didnt touch the 10ema in a long time i will look for retracemenst back to the 10ema.

/EU bounce off RN.



GJ

bounce off RN TP for 10 pips or tp at the 30ema

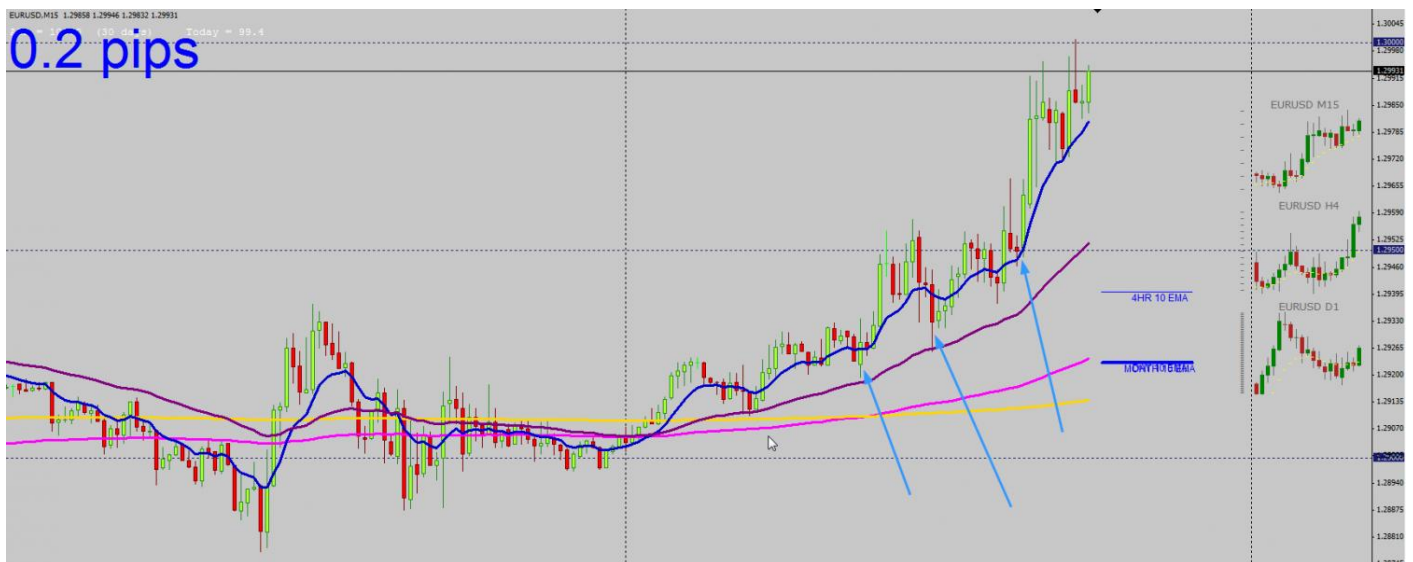




Ej 15min TF. the 15min TF is a cake walk guys. look at this. whoever stuck to the 15min must have loaded their pockets with pips.



EU 15min TF. easy day here. lovely bounces. Trading away from the 200ema guys.



nice quick pips here for the taking. Trading away from the 200ema. Look at what the candles are doing at the 10ema. Touches it and bounces down. The 10ema is magical





Tooooo easy my brother



GJ pin on the RN . trading away from the RN and away from the 200ema. +20 pips



GU. Brother Arjun has called this very very early. He was totally right. Free pips compliments of brother arjun.



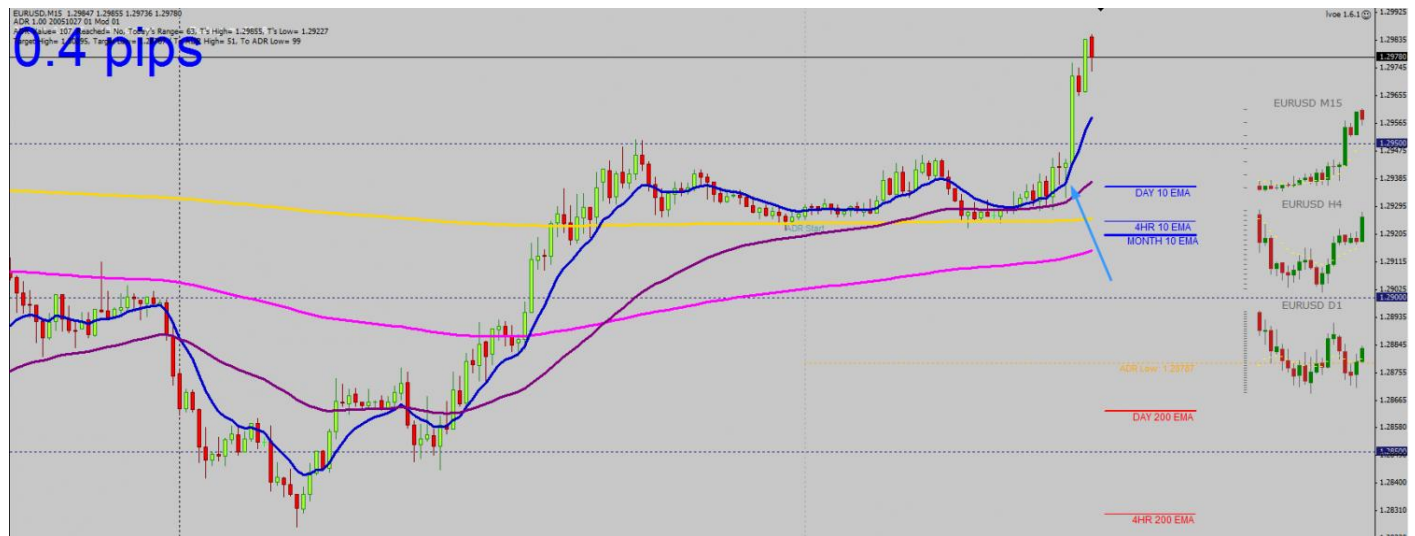
EU. beautiful candles. Arjun has also told us about EU going to go to the 800ema. Another free trade compliments or Arjun. How did brother arjun knwo that these were going there? Does he have some king of crystal ball? or does these things happen all the time? 🤔 I wish i had arjuns crystal ball



I wouldnt take that trade. visually we can see the bears are in control there. we have to keep this in mind. when we taking longs we have to see more upward movement and less downward movement. When we taking shorts we see more downward movement and less upward movement. Look at the last AU moves its been bearish. I look at the market in a wave pattern and i use it with the 10ema. Price breaks below 10ema , retests and pushes down. Price breaks above 10ema , retests and pushes up. This is how we can capitalize on almost every move.



EU 15min. Look at this trade guys. Look at all the support below. The 800ema , the 200, the 50ema all below. Price couldnt even go below the 800ema. Trading away from the 200ema. Nice pin bar  
 Clear clear trade. If we went long on EU we can see RN just above our heads. When see thngs like this i still take the trade and keep a close eye on the trade. It price gets stuck at the RN ill close. Here we can see there was a nice clean break.



EJ 15min TF. here is the same scenario but even better because price was also bouncing of RN.



## Your Constant Companion

I am your constant companion.

I am your greatest helper or heaviest burden.

I will push you onward or drag you down to failure.

I am completely at your command.

I am managed with care—you must be firm with me. Show me exactly how you want something done, and after enough lessons, I will do it automatically.

I am the servant of all great people and, alas, of all failures.

Those who are great, I have made great.

Those who are failures, I have made failures.

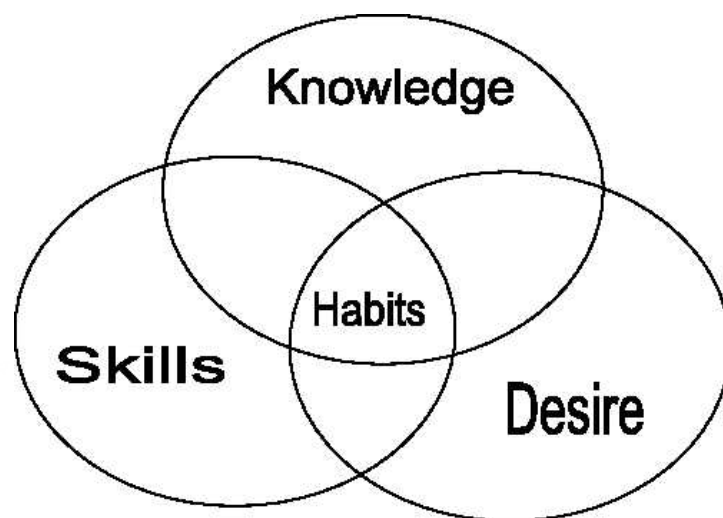
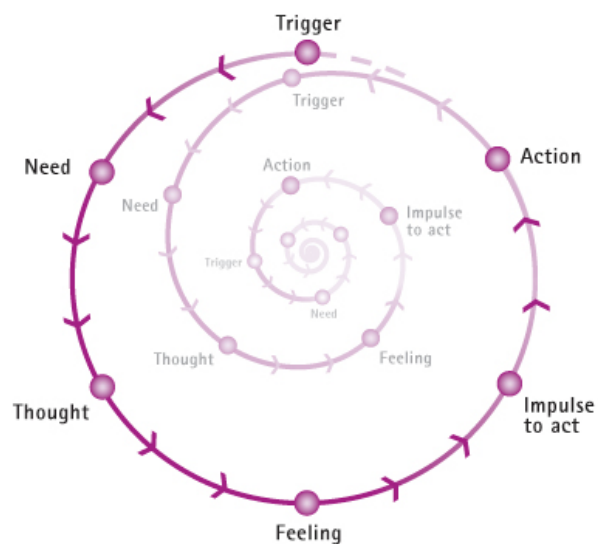
I am not a machine, though I work with the precision of a machine and the intelligence of a person. You may run me for profit or run me for ruin—it makes no difference to me.

Take me, train me, and be firm with me, and I will place the world at your feet. Be easy with me and I will destroy you.

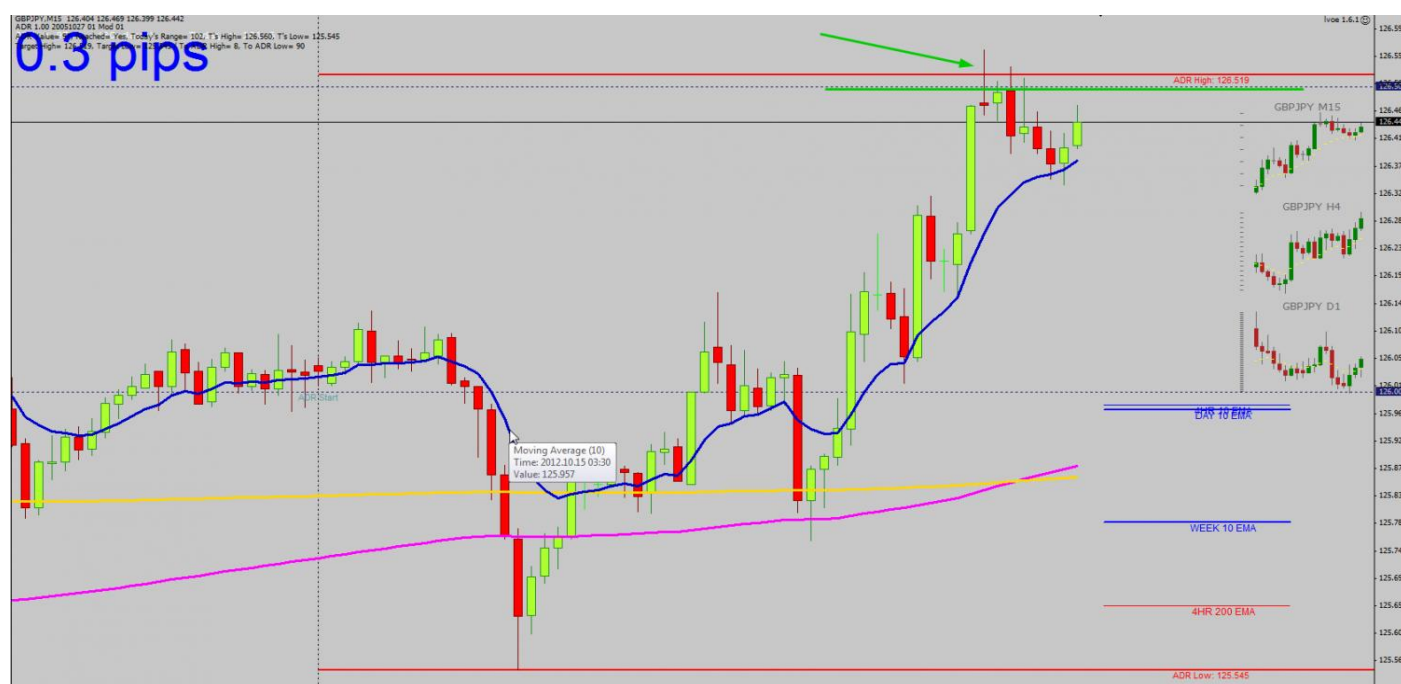
Who am I?

**I am habit!**

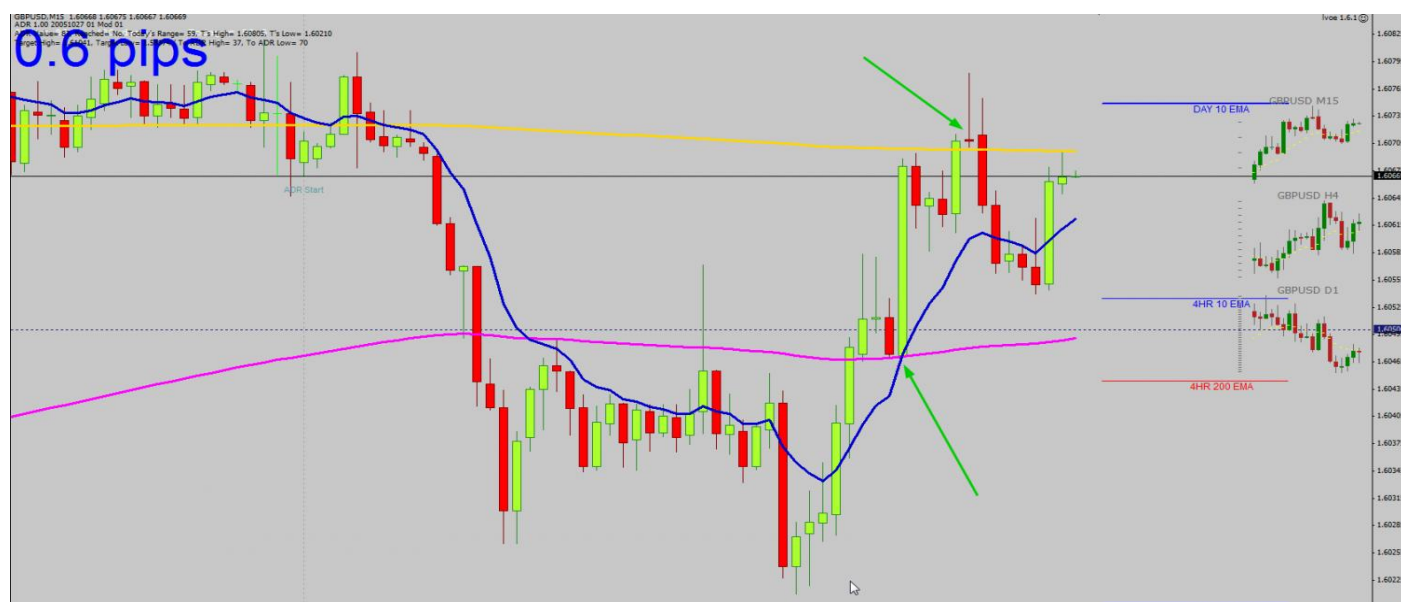




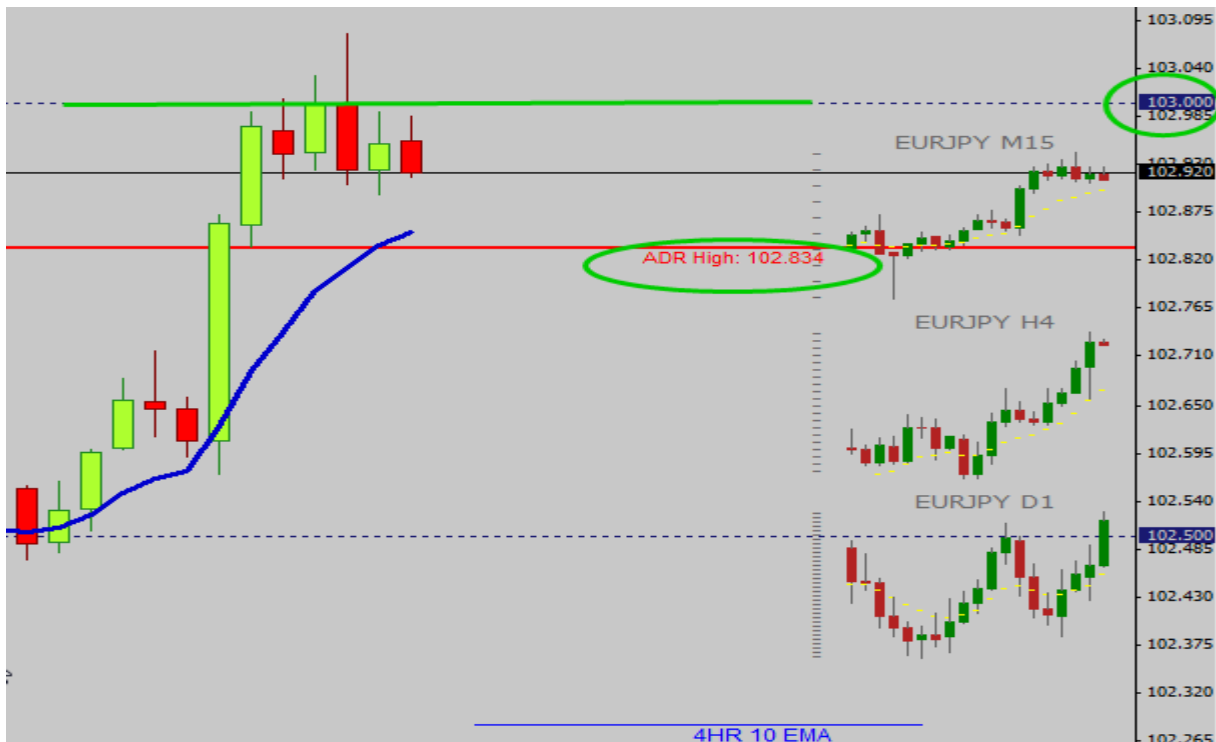
Im up at 105 pips 🤔 GJ ADR trade + RN. As IMI says you can take this trade to the bank



GU Trading between the 200ema and the 800ema



heres free pips if we payed attention to imi and arjun about the adr. adr reached and the bounce off the RN. This should not be traded by noobs. Noobs should concentrate on the basic basic setup. If we all just traded away from the 200ema today we would have made more than enough pips for the day.



The price dont have to be exact 30 to 50 away from the 200ema. Sometimes it will go to 100pips away from the 200ema. We have to wait for a sign of reversal if we going to trade towards the 200ema. A 123 pattern etc. Other than that we should keep trading away from the 200ema.

Price is about 70 pips away from the 4H 10ema. we havent touched the 4H 10ema in a very long time. can you also see the EU at a resistenc area. So now we go to our 15min TF and if we see lower highs and lower lows then we can take shorts towards the 200ema on the 15min TF. we should always work our way on the charts like this.

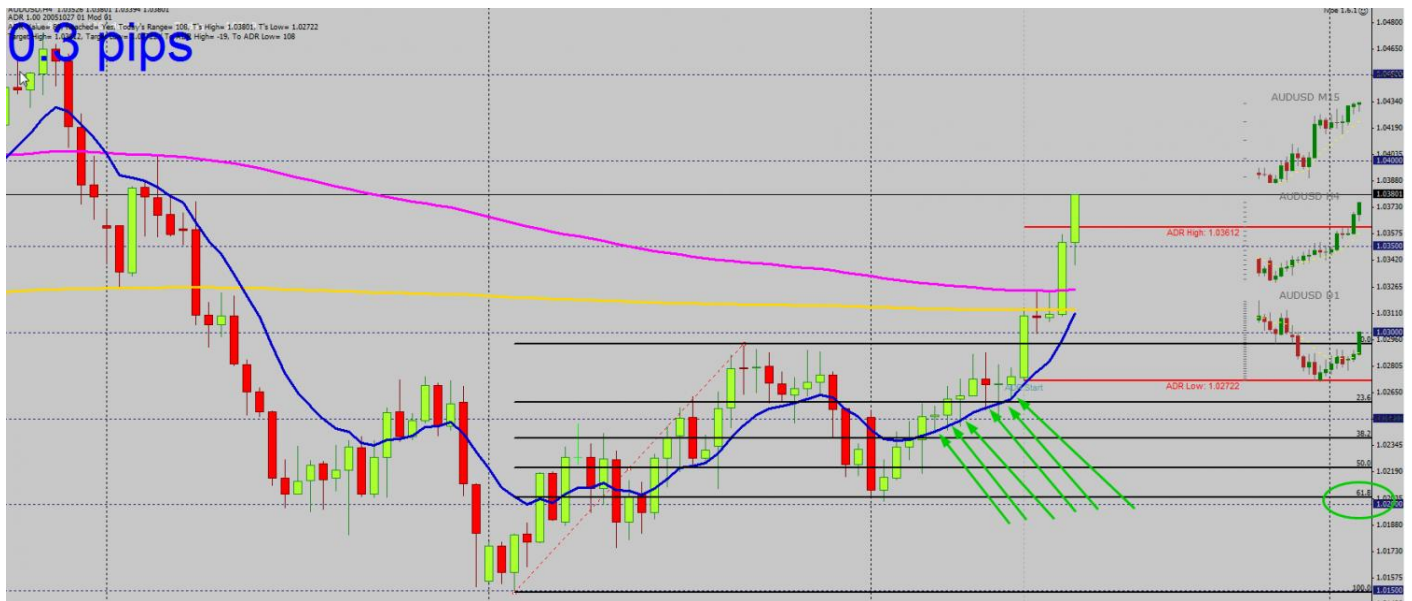
Thats why the 10ema on every TF is important. I mainly look at the 4H and daily 10ema.







heres 1 with fibb. there was a 61.8 retrace before price pushed up again.



hey there buddy

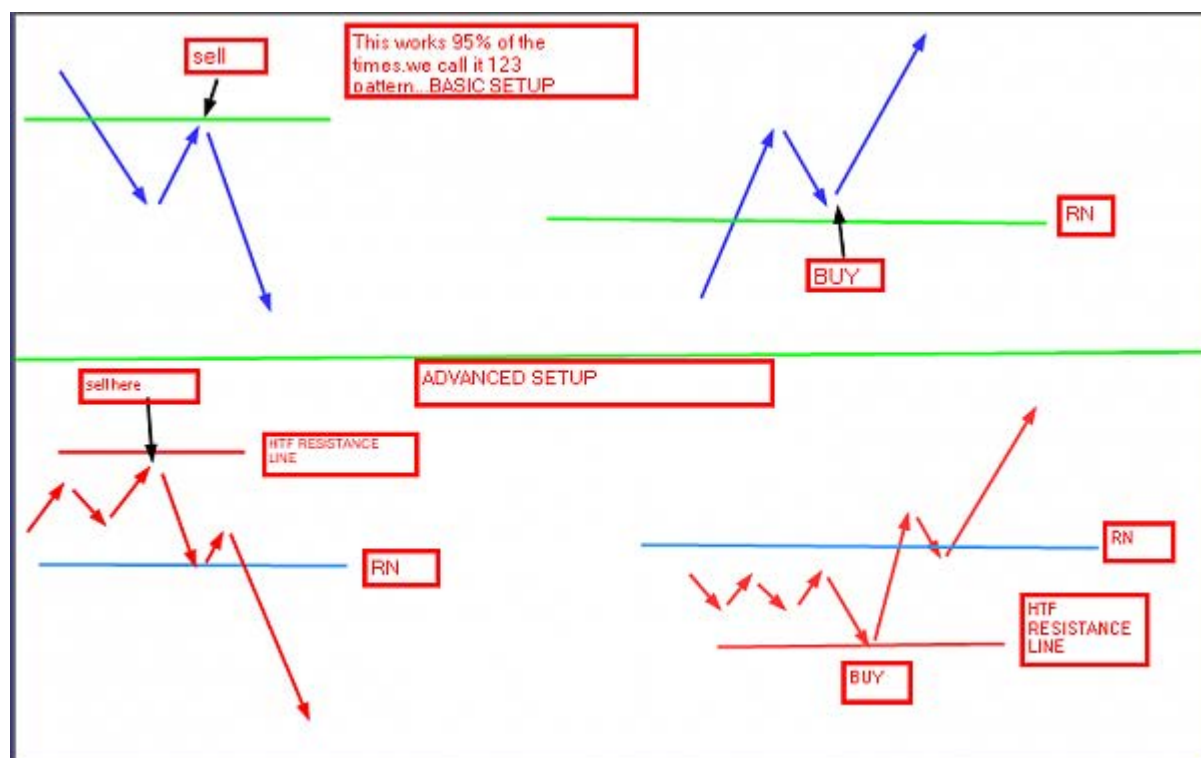
I posted an EU chart yesterday showing the guys that we were right at the resistance and there was a trader that wanted to know when will it be good to trade towards the 200ema on the 15min TF. I also mentioned that price didnt touch the 4H 10ema for a long time. Usually price rectaces to the 10ema on all TFs when its far from it

When price is about 30 to 50 pips away then it will be good to look for trades towards the 200ema on the 15min tf. Sometimes is way more than that. We have too look for places price will turn. So where does price usually turn?

heres a 4H chart of EU. go to 15min and zoom out to see the bigger picture. Price moved down for about 40 pips. This was a free trade to traders who payed attention



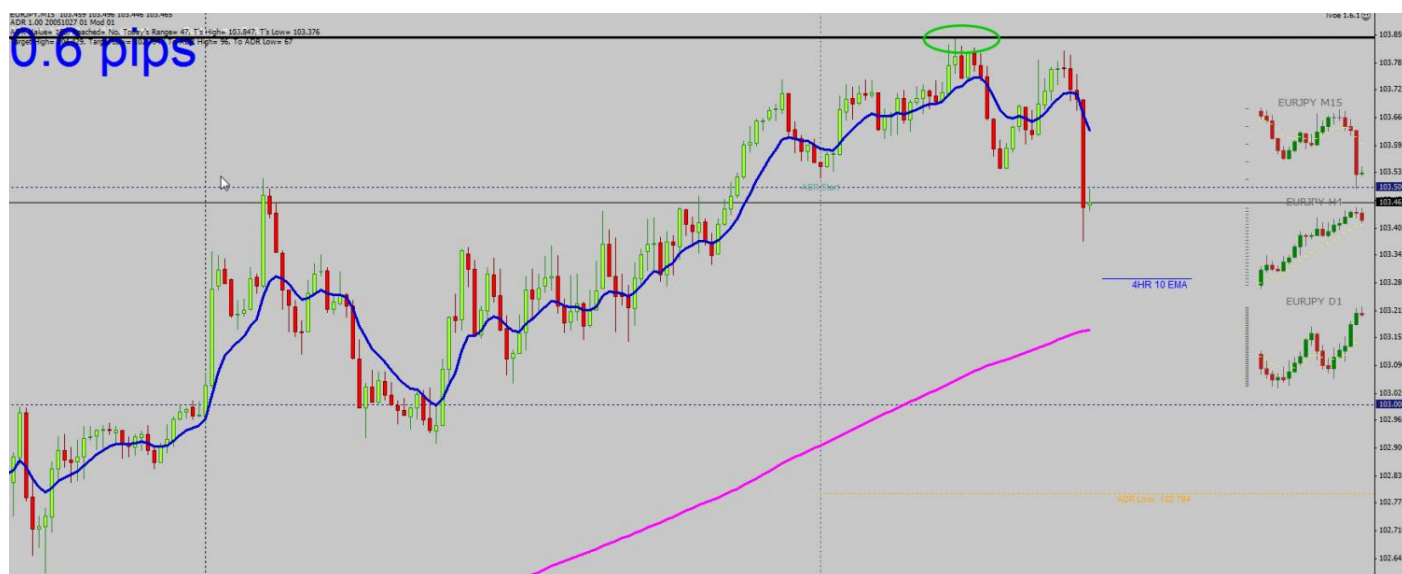
here is the 15min TF. compare this to what arjun has been teaching us. look at arjuns drawings on the setup chart. Then we will start understanding. Dont look only at the green arrow on my chart. Thats just my entry. Look at the entire chart. Zoom out and look at it.



have a look at EJ. basically the same thing happened. Price hit a resistance area. from there we see that price didnt touch the 4h 10ema in a very long time. so what happens? it retraces to the 4H 10ema or if we go to the 15min TF it will retrace to the 200ema. thats whe we go for the Counter trades.

From resistance to the 200ema price is about 70 pips away. Once price if more then 50pips away from the 200ema that when we must look for CTs How easy it that?



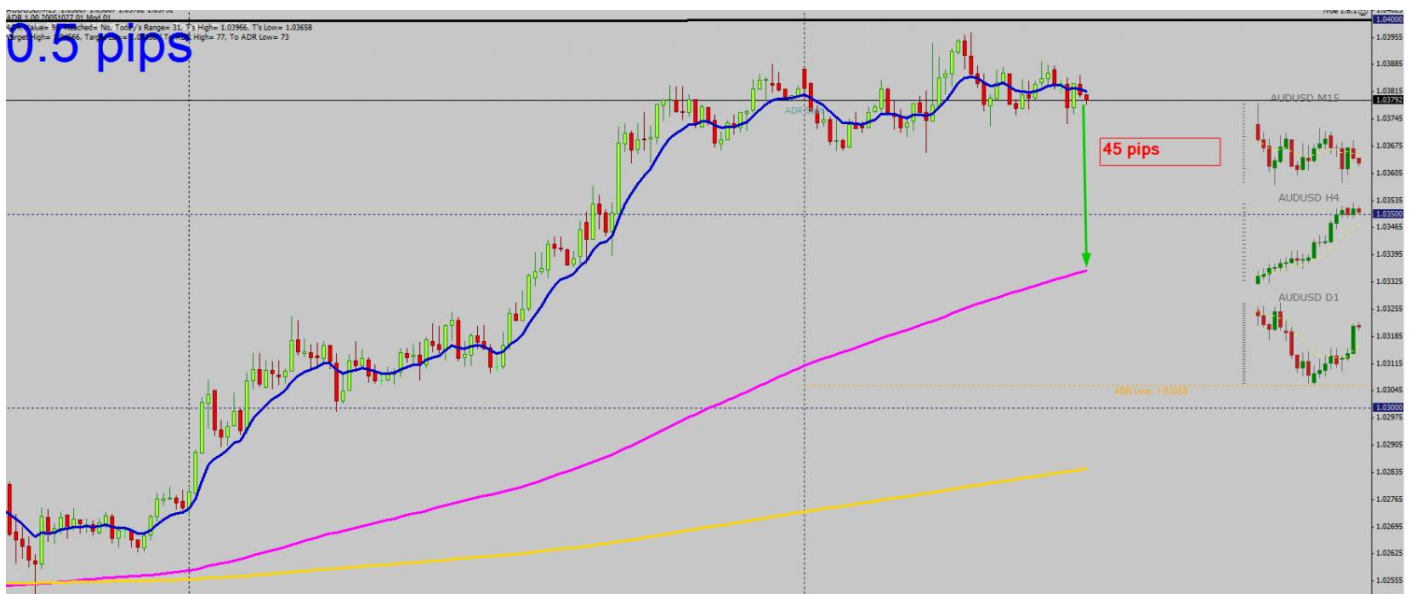


here the very same thing with Gj. if we can recognize important areas on our 4H TF and our daily TF just like the way Gibril has been telling us then we will see easy trades when we come to the 15min TF. Here price was about 65 pips away from the 200ema.



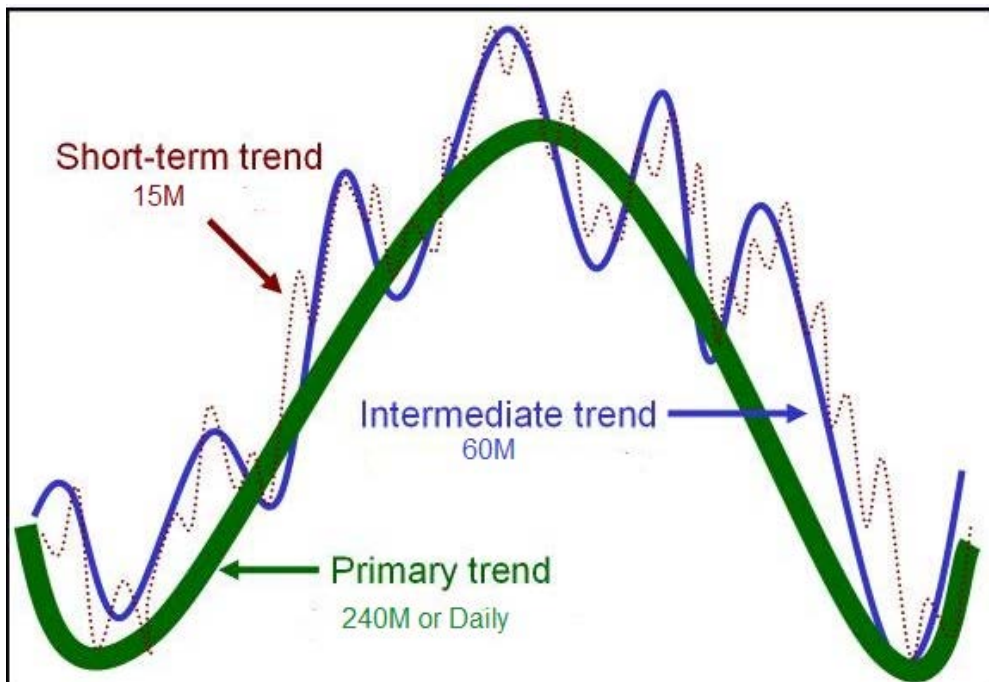


heres AU. Lets see if this will play out.



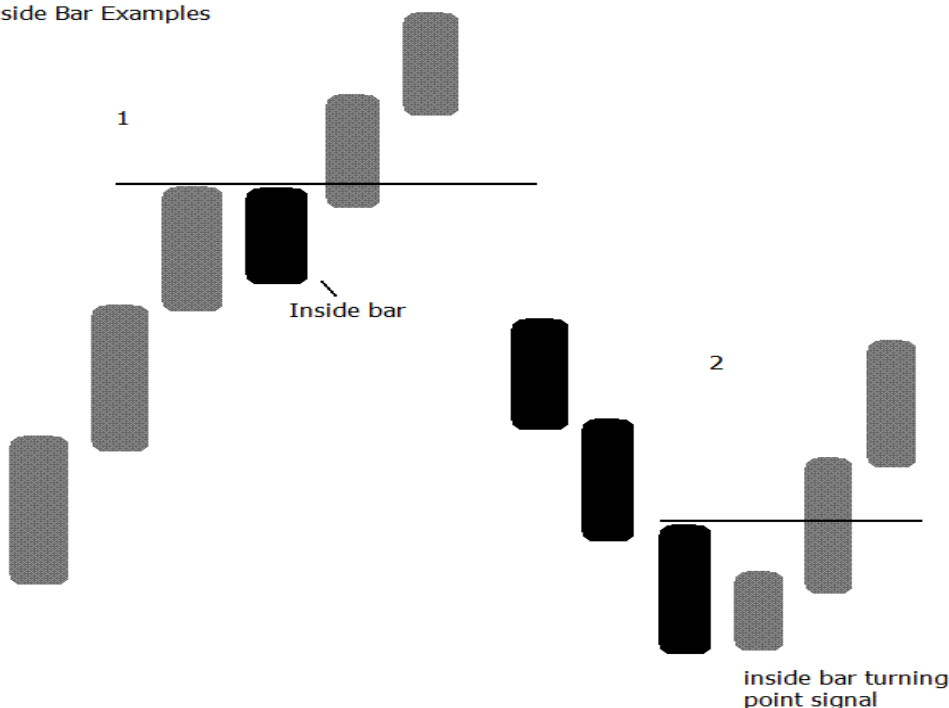
this is what Assange posted few months ago. If we want to learn the flow of the market then look at this. This is the cycle of the 10ema on all the Tfs. They all connected. We have to just see it happening. Im telling you its right there infront of us. Some of us may ask if its front of us then why cant we see it. Thats because we only see what we choose to see. we have to clear our minds and only put arjuns way of thinking.

All the other FX knowledge that we learnt over the years and all the fear we built losing by using indies and mechanical systems. we have to get rid of it all. Some of us have these bad habits and negative ideas built into us for years now its very hard to come to terms that FX is very very easy. A noob might be more successful than us coz he does not have the years of negative ideas and bad habits. He comes in the thread with a clean slate and trades carefree. So actually noobs have a greater advantage in this thread



inside bars.

#### Inside Bar Examples





ok buddy i see what you mean. remember the resistance i drew on EU 4H TF? candle 1 is a small candle, arjun told me that when price touches the 4H or daily 10ema and if the bounce is not big and if the candles start to hang then we expect the 10ema to break.

candle 2 is a pin candle. see it went right up to the resistance and then coulnt close above it. this is a patten i see lots of times. on the lower TFs i see this almost everyday. so already these 2 candles are showing me selling pressure. from here i expect the 4H 10ema to break.

if you have a look at the 15min TF you will also see visually that price is creating lower highs and lower lows. I wont take a chance to go long once i see things like this.



hey there buddy. Ok firstly i only trade 5 pairs which is EU , EJ , GU , GJ and AU. I dont look at any other pairs. Everyday i get setups on these pairs. I trade moslty the basics setups. I hardly go for the adr trades. Everyday i see the same things happening

Theres is a certain way of looking for the setups and the best entry points are all based on the 10ema. the 10ema gives me enough info i need to take a trade. the 10ema can also give me the bias of the day. So from this we can see that the 10ema is the key to it all. All the methods are in this thread.

I trade breaks and bounces. If theres no breaks then theres going to be a bounce and if theres no bounce theres going to be a break. If we can read the candles then we know whether there will be a break and bounce. All these are second nature to me now. It came with all the practice and studying. Now it takes me few seconds to identify a bias , it takes me few seconds to identify the setups. Well can you see that chart you posted. I will show you how a 10ema wouldve saved me from going against the long term. watch this closely. Here we can see price didnt really go against the main trend it just went to an area for the buyers to get in.



LOL try this guys

## HOW SMART IS YOUR RIGHT FOOT?

It is pre-programmed in your brain!

**TRY THIS:**

- 1) While sitting in front of your computer, lift your right foot and make clockwise circles.
- 2) Now, while doing that, draw the number 6 in the air with your right hand. Your foot will change direction. And there's nothing you can do about it.

Just keep studying the flow of the 10ema and the candles that keep happening there. If you look at my first posts in this thread you will see i also didnt know what was happening. Then i read page by page making notes. I started thinking like arjun and looked for what he looks for. Every day i look for the something.

When i see something new i leave it alone , i will only look for what happens all the time. Thats the trick to forex. Imagine if we see something happening everyday. Our confidence will keep building and we will be able to trade it risking a little more coz we know exactly how to handle it. We just have to study the threory and then practice our eyes Once our eyes are set then we wont be able to see anything else beside that. I see it so much that its actually boring now. If it happens theres no surprise coz i know it will happen.

/EU setupNice pins there at the 10ema and the 200ema. Its a beauty.



GU 15min even better than the EU

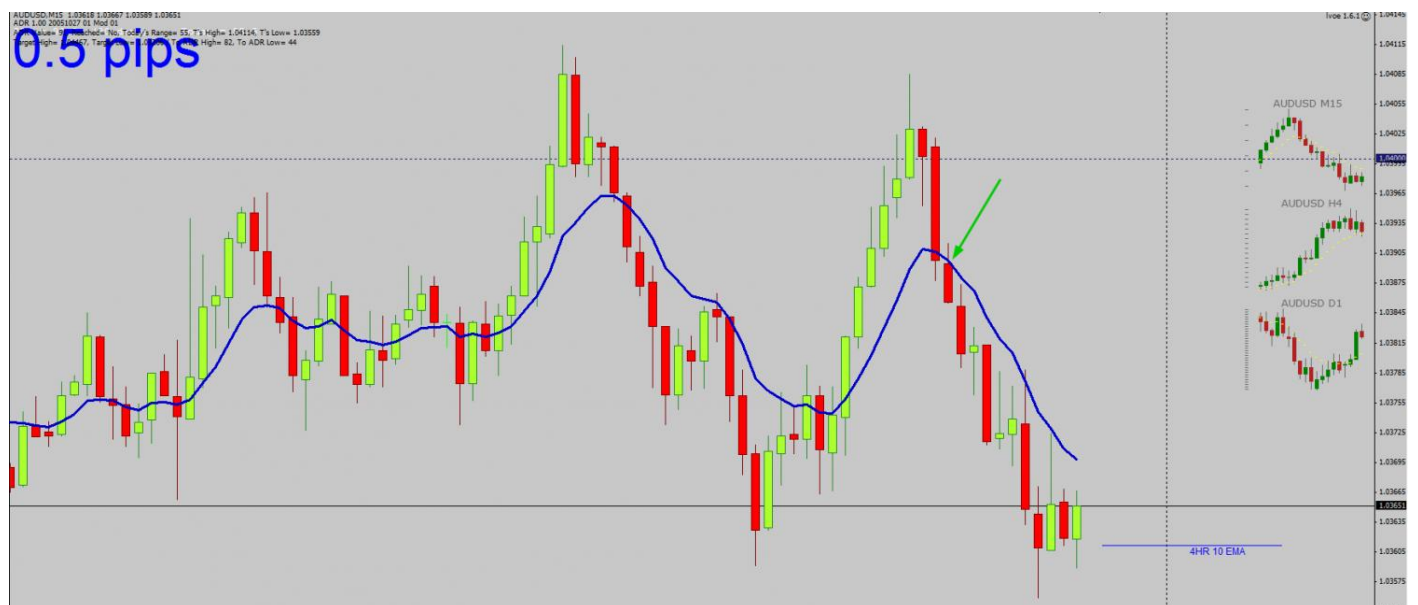




EJ 15 min tf. I didnt take any of these trades coz i dont trade these hours. These charts are just for the eyes.



AU 15 min tf. its not really a pin bar but it could be taken. The slope of the 10ema is also important

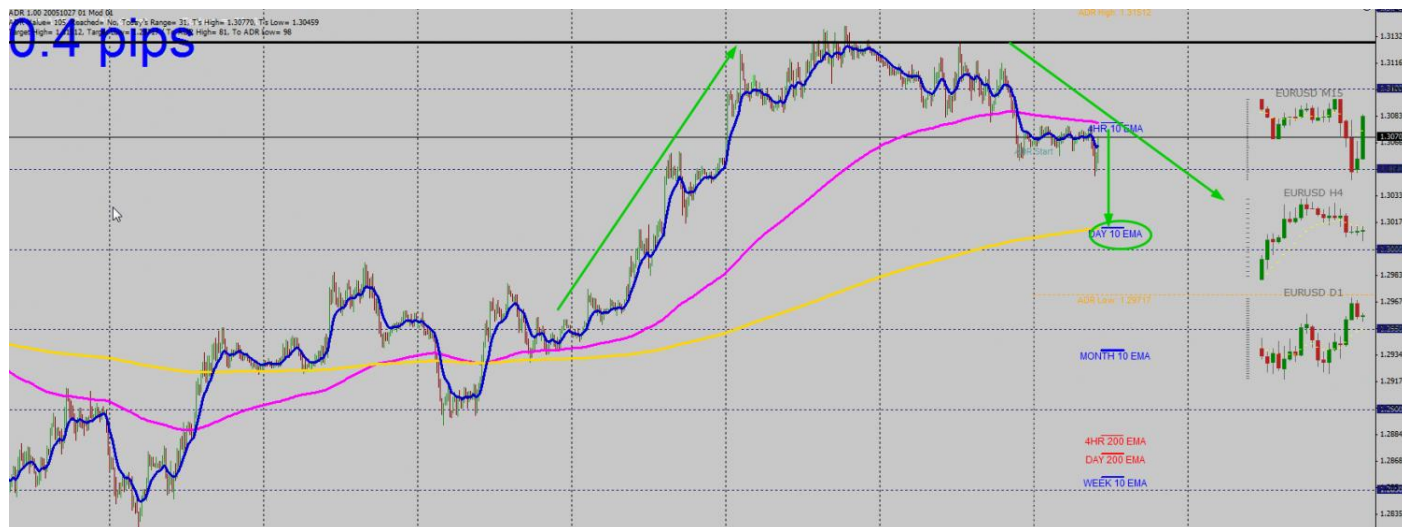


if we remembered the basic basic rule. Which is trade away from the 200ema we wouldve made lovely pips right now. a nice target wouldve been 1.03500. Only when we about 50pips away from 200ema then we must think about trading towards the 200ema. If we look at the 4H tf we will see that price is under the 10ema. it went up to the 10ema for the sellers to get in and the the push down happenend. see how simple it is if we use the 10ema for everything.



If we look at arjuns drawing thats not for the 10ema setup alone. Thats more for the bigger picture. If we zoom out more on the 15min TF and see the waves the of how price moves towards an ema and how price moves away from the ema. Arjuns drawings will tell us when the ema is about to break etc.

go to the daily TF and see where our 10ema is on the daily TF. Look at my 15min TF. we see how price pushed away from the 200ema and recently if hit resistance and retraced back to the 200ema. but when ot pushes away and retraces back it doesnt just simply just go there straight. it waves its way to that area.

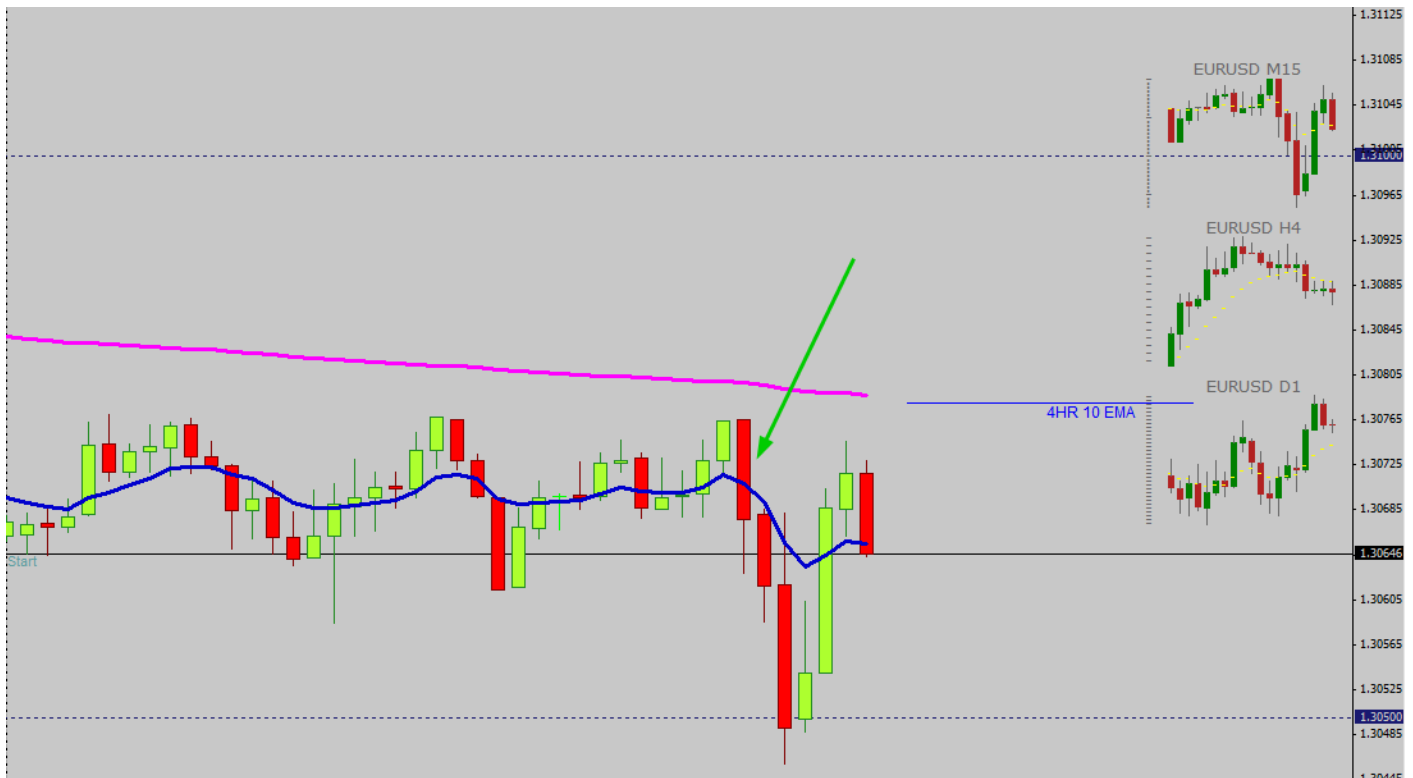


lol yeah i take quick trades in and out . Thats 4H 10ema was a very easy trade for a quick 20 pips You will learn this with time and practice. Look ay ej 4h 10ema. price is above the 10ema . it came down touched that and now puhing up from the RN. if you guys took that loong thats another quick 15 to 20pips but be very carful of that. if we go to the daily we will see the previous day candle is a pin candle so im seeing the buyers are out of steam the sellers will come soon. so the 4H 10ema will break soon and then price will retrace to the daily 10ema.





I looked for entry on a 5min for this 1. if you look on the 15min TF price moved too quick to give a perfect entry but i do see a bearish engulfing candle. if you go to the 5min Tf then you will see the perfect entry at that area. but traders must not even look at the 5min tf if they still learning the 15min TF.



look at this lovely set up on GJ guys. trading away from the 200ema thats all we need to do.



hey guys remember the post in the morning about EU. I told you guys it was heading for the daily 10ema? Look where price is now. Whoever payed attention to this wouldve made easy 30 to 50 pips. This free call was sponsored by X-man 🤖 watch for a bounce now off the 800ema. the bounce might happen at 1.30000 if it happens. also remember its Friday. Time to close shop



hey guys. Have a look at the 4h 10ema. nice easy pips on the short side.



4H EJ. EJ looks like its going to retrace back to the 4H 10ema.



guys look at this. EJ hit a resistance and then bounced back. which means counter trades towards the 200ema.



EU  
trading away from the 200ema





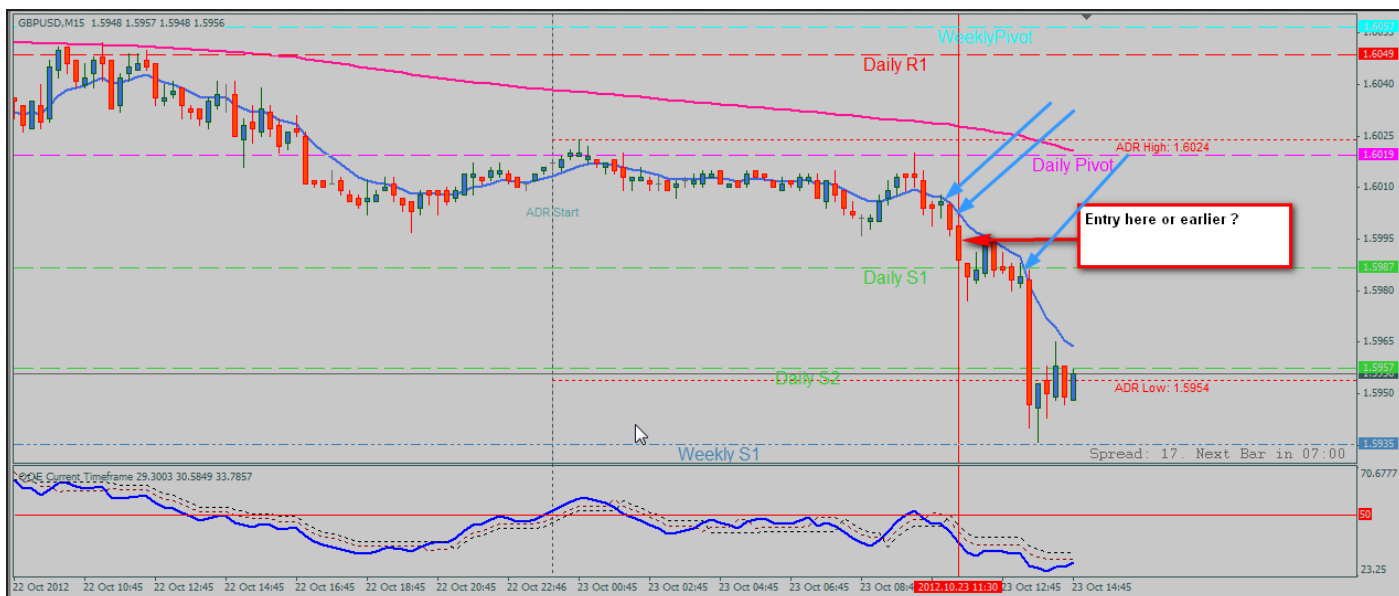
once again traing away from the 200ema. All we need is patience. Coz patience pays.



This trading is very easy. heres gu guys. The simplest rule can be the most profitable rule. which is the simplest rule? yeah thats right trading away from the 200ema



these are the areas i would be entering at.



there are like delicious moves. Yummy.



look at EU the daily 10ema and the previous day close. yesterday the candle closed below the 10ema. today we wait for price to push up a little then touch the daily 10ema and push down. we use the 15min TF to enter. attacking the fear and greed





